

Product datasheet for **TA505320**

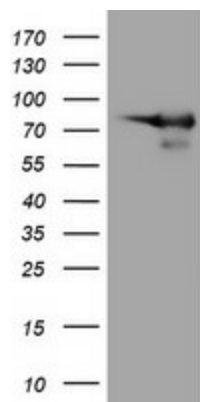
DEF6 Mouse Monoclonal Antibody [Clone ID: OTI3C4]

Product data:

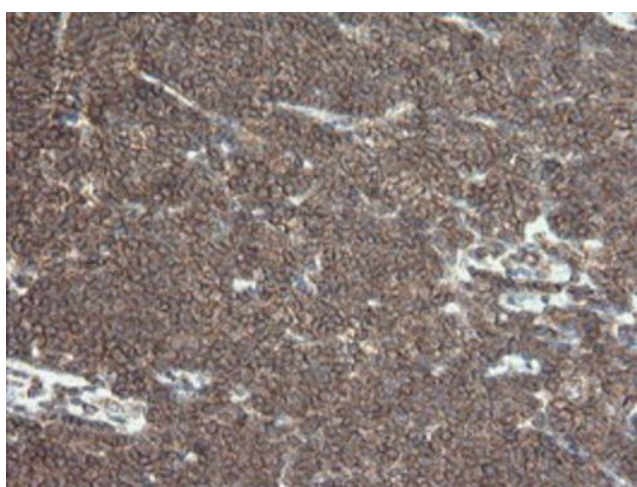
Product Type:	Primary Antibodies
Clone Name:	OTI3C4
Applications:	IHC, WB
Recommended Dilution:	WB 1:2000, IHC 1:150
Reactivity:	Human, Mouse, Rat
Host:	Mouse
Isotype:	IgG1
Clonality:	Monoclonal
Immunogen:	Full length human recombinant protein of human DEF6(NP_071330) produced in HEK293T cell.
Formulation:	PBS (pH 7.3) containing 1% BSA, 50% glycerol and 0.02% sodium azide.
Concentration:	1 mg/ml
Purification:	Purified from mouse ascites fluids or tissue culture supernatant by affinity chromatography (protein A/G)
Conjugation:	Unconjugated
Storage:	Store at -20°C as received.
Stability:	Stable for 12 months from date of receipt.
Predicted Protein Size:	73.7 kDa
Gene Name:	DEF6 guanine nucleotide exchange factor
Database Link:	NP_071330 Entrez Gene 23853 Mouse Entrez Gene 309642 Rat Entrez Gene 50619 Human Q9H4E7
Background:	DEF6, or IBP, is a guanine nucleotide exchange factor (GEF) for RAC (MIM 602048) and CDC42 (MIM 116952) that is highly expressed in B and T cells (Gupta et al., 2003 [PubMed 12923183]). [supplied by OMIM]
Synonyms:	IBP; SLAT; SWAP70L
Protein Families:	Druggable Genome



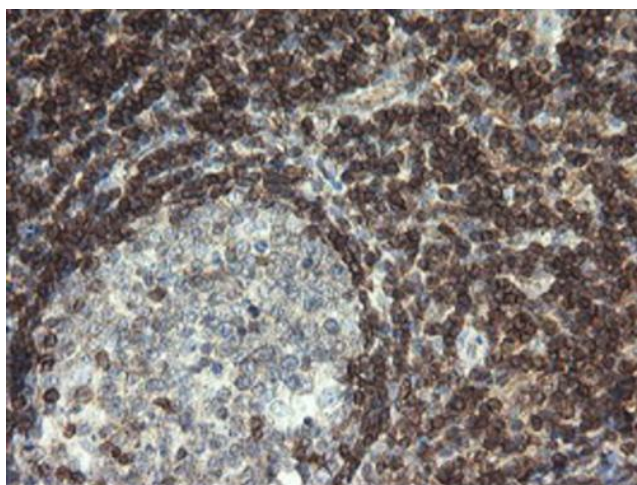
[View online »](#)

Product images:

HEK293T cells were transfected with the pCMV6-ENTRY control (Left lane) or pCMV6-ENTRY DEF6 ([RC217877], Right lane) cDNA for 48 hrs and lysed. Equivalent amounts of cell lysates (5 ug per lane) were separated by SDS-PAGE and immunoblotted with anti-DEF6. Positive lysates [LY411815] (100ug) and [LC411815] (20ug) can be purchased separately from OriGene.



Immunohistochemical staining of paraffin-embedded Human lymphoma tissue using anti-DEF6 mouse monoclonal antibody. Heat-induced epitope retrieval by EDTA solution buffer pH 8.0 at 120°C for 3 min.



Immunohistochemical staining of paraffin-embedded Human tonsil within the normal limits using anti-DEF6 mouse monoclonal antibody. Heat-induced epitope retrieval by EDTA solution buffer pH 8.0 at 120°C for 3 min.