

Product datasheet for **TA505316S**

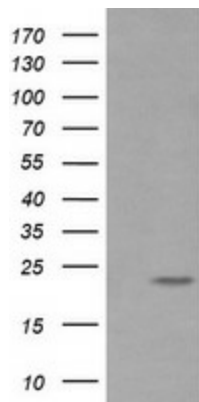
RAB30 Mouse Monoclonal Antibody [Clone ID: OTI3B7]

Product data:

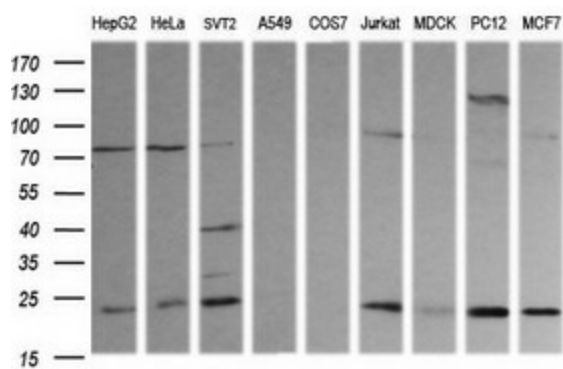
Product Type:	Primary Antibodies
Clone Name:	OTI3B7
Applications:	IF, WB
Recommended Dilution:	WB 1:200~4000, IF 1:100
Reactivity:	Human, Dog, Rat, Mouse
Host:	Mouse
Isotype:	IgG2b
Clonality:	Monoclonal
Immunogen:	Full length human recombinant protein of human RAB30(NP_055303) produced in HEK293T cell.
Formulation:	PBS (pH 7.3) containing 1% BSA, 50% glycerol and 0.02% sodium azide.
Concentration:	1 mg/ml
Purification:	Purified from mouse ascites fluids or tissue culture supernatant by affinity chromatography (protein A/G)
Conjugation:	Unconjugated
Storage:	Store at -20°C as received.
Stability:	Stable for 12 months from date of receipt.
Predicted Protein Size:	22.9 kDa
Gene Name:	RAB30, member RAS oncogene family
Database Link:	NP_055303 Entrez Gene 75985 MouseEntrez Gene 308821 RatEntrez Gene 476787 DogEntrez Gene 27314 Human Q15771
Synonyms:	member RAS oncogene family; RAB30
Protein Families:	Druggable Genome



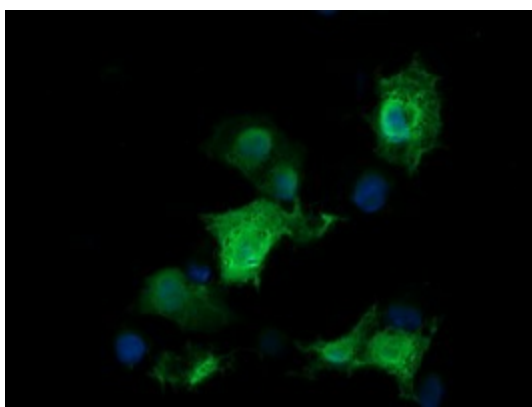
[View online »](#)

Product images:


HEK293T cells were transfected with the pCMV6-ENTRY control (Left lane) or pCMV6-ENTRY RAB30 ([RC204318], Right lane) cDNA for 48 hrs and lysed. Equivalent amounts of cell lysates (5 ug per lane) were separated by SDS-PAGE and immunoblotted with anti-RAB30. Positive lysates [LY415246] (100ug) and [LC415246] (20ug) can be purchased separately from OriGene.



Western blot analysis of extracts (35ug) from 9 different cell lines by using anti-RAB30 monoclonal antibody (HepG2: human; HeLa: human; SVT2: mouse; A549: human; COS7: monkey; Jurkat: human; MDCK: canine; PC12: rat; MCF7: human).



Anti-RAB30 mouse monoclonal antibody ([TA505316]) immunofluorescent staining of COS7 cells transiently transfected by pCMV6-ENTRY RAB30 ([RC204318]).