

Product datasheet for **TA505253BM**

TRIM22 Mouse Monoclonal Antibody (HRP conjugated) [Clone ID: OTI1D3]

Product data:

Product Type:	Primary Antibodies
Clone Name:	OTI1D3
Applications:	IHC, WB
Recommended Dilution:	WB 1:500, IHC 1:150
Reactivity:	Human
Host:	Mouse
Isotype:	IgG1
Clonality:	Monoclonal
Immunogen:	Human recombinant protein fragment corresponding to amino acids 61-406 of human TRIM22(NP_006065) produced in E.coli.
Formulation:	PBS (pH 7.3) containing 1% BSA, 50% glycerol.
Concentration:	0.5 mg/ml
Purification:	Purified from mouse ascites fluids or tissue culture supernatant by affinity chromatography (protein A/G)
Conjugation:	HRP
Storage:	Store at -20°C as received.
Stability:	Stable for 12 months from date of receipt.
Predicted Protein Size:	56.8 kDa
Gene Name:	tripartite motif containing 22
Database Link:	NP_006065 Entrez Gene 10346 Human Q8IYM9
Background:	The protein encoded by this gene is a member of the tripartite motif (TRIM) family. The TRIM motif includes three zinc-binding domains, a RING, a B-box type 1 and a B-box type 2, and a coiled-coil region. This protein localizes to the cytoplasm and its expression is induced by interferon. The protein down-regulates transcription from the HIV-1 LTR promoter region, suggesting that function of this protein may be to mediate interferon's antiviral effects. Alternative splicing results in multiple transcript variants. [provided by RefSeq, Dec 2010]

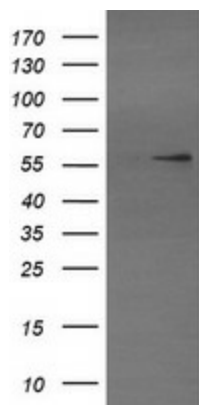


[View online »](#)

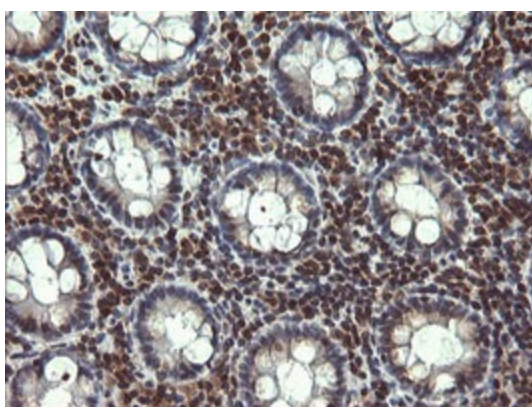
Synonyms: GPSTAF50; RNF94; STAF50

Protein Families: Druggable Genome, Transcription Factors

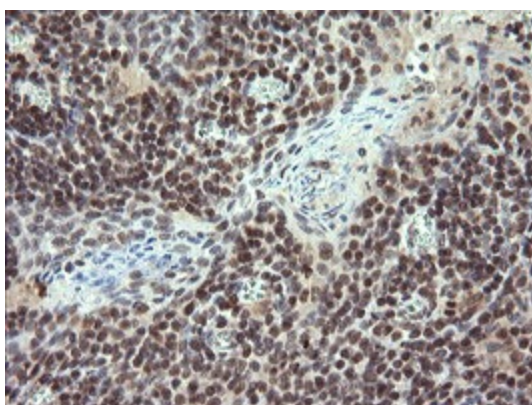
Product images:



HEK293T cells were transfected with the pCMV6-ENTRY control (Left lane) or pCMV6-ENTRY TRIM22 ([RC207431], Right lane) cDNA for 48 hrs and lysed. Equivalent amounts of cell lysates (5 ug per lane) were separated by SDS-PAGE and immunoblotted with anti-TRIM22. Positive lysates [LY401829] (100ug) and [LC401829] (20ug) can be purchased separately from OriGene.



Immunohistochemical staining of paraffin-embedded Human colon tissue within the normal limits using anti-TRIM22 mouse monoclonal antibody. (Heat-induced epitope retrieval by 10mM citric buffer, pH6.0, 120°C for 3min, [TA505253])



Immunohistochemical staining of paraffin-embedded Human tonsil within the normal limits using anti-TRIM22 mouse monoclonal antibody. (Heat-induced epitope retrieval by 10mM citric buffer, pH6.0, 120°C for 3min, [TA505253])