

Product datasheet for **TA505242S**

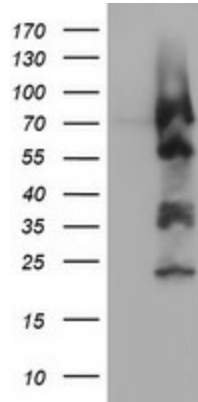
ZNF447 (ZSCAN18) Mouse Monoclonal Antibody [Clone ID: OTI2D3]

Product data:

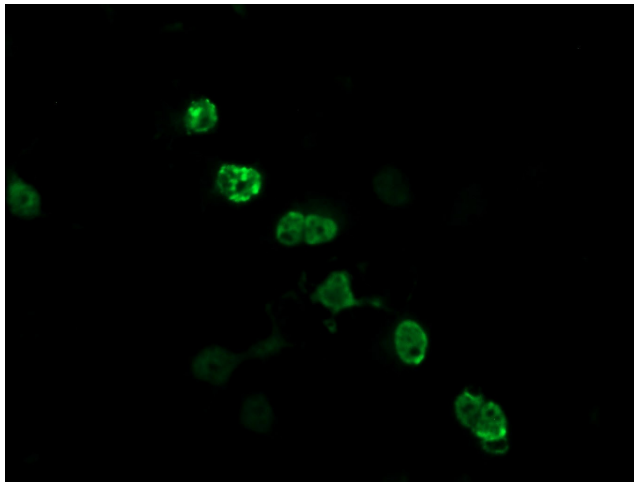
Product Type:	Primary Antibodies
Clone Name:	OTI2D3
Applications:	FC, IF, WB
Recommended Dilution:	WB 1:2000, IF 1:100, FLOW 1:100
Reactivity:	Human
Host:	Mouse
Isotype:	IgG1
Clonality:	Monoclonal
Immunogen:	Full length human recombinant protein of human ZSCAN18(NP_076415) produced in HEK293T cell.
Formulation:	PBS (pH 7.3) containing 1% BSA, 50% glycerol and 0.02% sodium azide.
Concentration:	1 mg/ml
Purification:	Purified from mouse ascites fluids or tissue culture supernatant by affinity chromatography (protein A/G)
Conjugation:	Unconjugated
Storage:	Store at -20°C as received.
Stability:	Stable for 12 months from date of receipt.
Predicted Protein Size:	54.6 kDa
Gene Name:	zinc finger and SCAN domain containing 18
Database Link:	NP_076415 Entrez Gene 65982 Human Q8TBC5
Synonyms:	ZNF447
Protein Families:	Transcription Factors



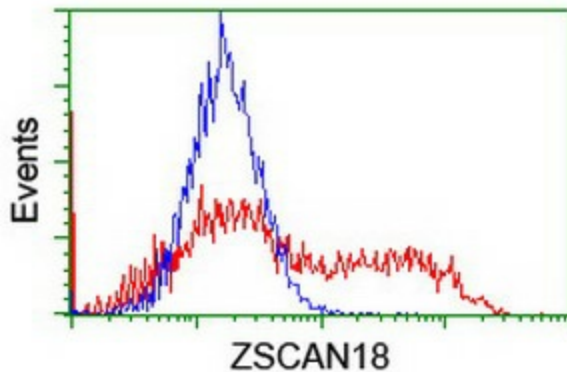
[View online »](#)

Product images:


HEK293T cells were transfected with the pCMV6-ENTRY control (Left lane) or pCMV6-ENTRY ZSCAN18 ([RC203390], Right lane) cDNA for 48 hrs and lysed. Equivalent amounts of cell lysates (5 ug per lane) were separated by SDS-PAGE and immunoblotted with anti-ZSCAN18. Positive lysates [LY402961] (100ug) and [LC402961] (20ug) can be purchased separately from OriGene.



Anti-ZSCAN18 mouse monoclonal antibody ([TA505242]) immunofluorescent staining of COS7 cells transiently transfected by pCMV6-ENTRY ZSCAN18 ([RC203390]).



HEK293T cells transfected with either [RC203390] overexpress plasmid (Red) or empty vector control plasmid (Blue) were immunostained by anti-ZSCAN18 antibody ([TA505242]), and then analyzed by flow cytometry.