

## Product datasheet for **TA505104S**

### RTKN Mouse Monoclonal Antibody [Clone ID: OTI2E9]

#### Product data:

Product Type:	Primary Antibodies
Clone Name:	OTI2E9
Applications:	IHC, WB
Recommended Dilution:	WB 1:2000, IHC 1:150
Reactivity:	Human, Mouse, Rat
Host:	Mouse
Isotype:	IgG2a
Clonality:	Monoclonal
Immunogen:	Full length human recombinant protein of human RTKN(NP_149035) produced in HEK293T cell.
Formulation:	PBS (pH 7.3) containing 1% BSA, 50% glycerol and 0.02% sodium azide.
Concentration:	1 mg/ml
Purification:	Purified from mouse ascites fluids or tissue culture supernatant by affinity chromatography (protein A/G)
Conjugation:	Unconjugated
Storage:	Store at -20°C as received.
Stability:	Stable for 12 months from date of receipt.
Predicted Protein Size:	61 kDa
Gene Name:	rhotekin
Database Link:	<a href="#">NP_149035</a> <a href="#">Entrez Gene 20166 Mouse</a> <a href="#">Entrez Gene 297383 Rat</a> <a href="#">Entrez Gene 6242 Human</a> <a href="#">Q9BST9</a>




[View online »](#)

**Background:**

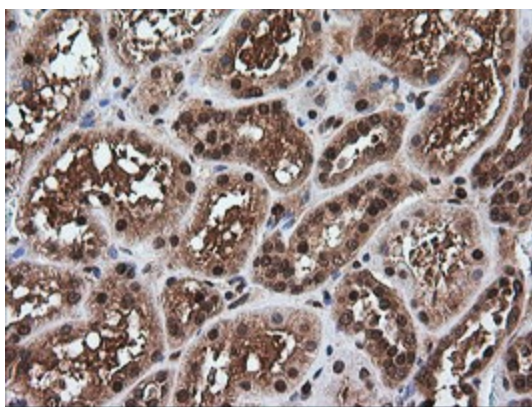
This gene encodes a scaffold protein that interacts with GTP-bound Rho proteins. Binding of this protein inhibits the GTPase activity of Rho proteins. This protein may interfere with the conversion of active, GTP-bound Rho to the inactive GDP-bound form by RhoGAP. Rho proteins regulate many important cellular processes, including cytokinesis, transcription, smooth muscle contraction, cell growth and transformation. Dysregulation of the Rho signal transduction pathway has been implicated in many forms of cancer. Alternative splicing results in multiple transcript variants encoding different isoforms. [provided by RefSeq, Jul 2008]

**Synonyms:**

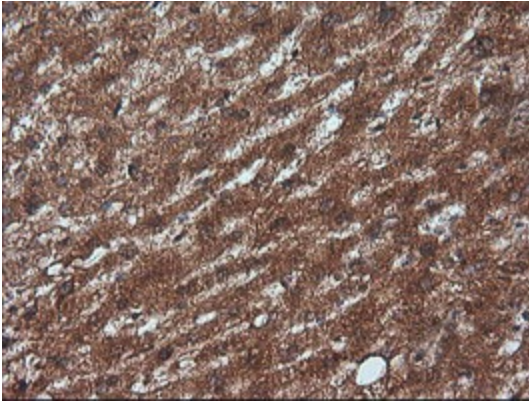
B5

**Product images:**

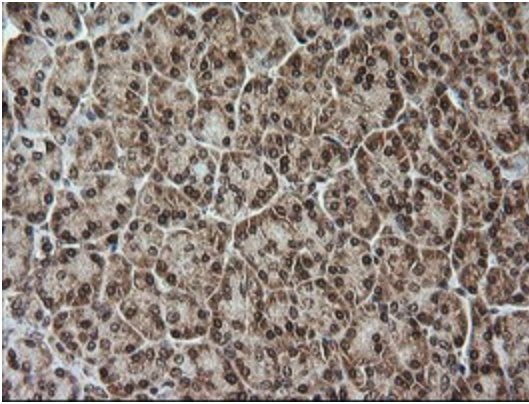
HEK293T cells were transfected with the pCMV6-ENTRY control (Cat# [PS100001], Left lane) or pCMV6-ENTRY RTKN (Cat# [RC204517], Right lane) cDNA for 48 hrs and lysed. Equivalent amounts of cell lysates (5 ug per lane) were separated by SDS-PAGE and immunoblotted with anti-RTKN (Cat# [TA505104]). Positive lysates [LY403228] (100ug) and [LC403228] (20ug) can be purchased separately from OriGene.



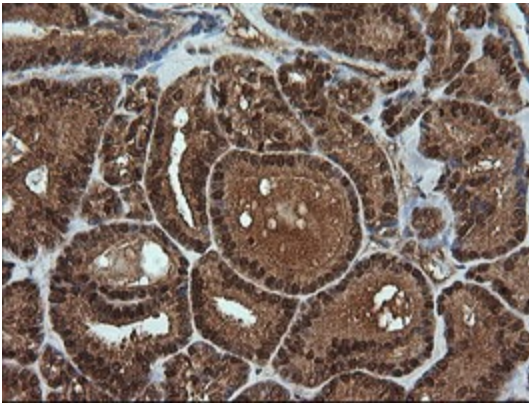
Immunohistochemical staining of paraffin-embedded Human Kidney tissue within the normal limits using anti-RTKN mouse monoclonal antibody. (Heat-induced epitope retrieval by 10mM citric buffer, pH6.0, 120°C for 3min, [TA505104])



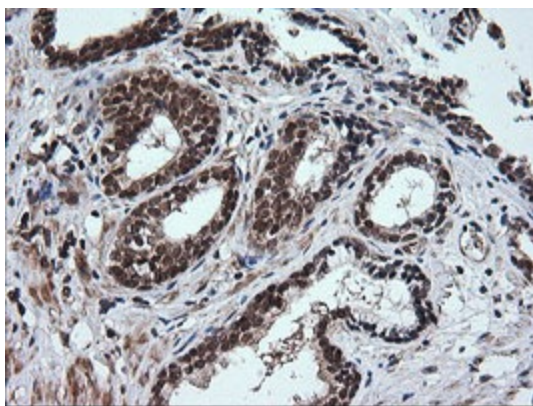
Immunohistochemical staining of paraffin-embedded Human liver tissue within the normal limits using anti-RTKN mouse monoclonal antibody. (Heat-induced epitope retrieval by 10mM citric buffer, pH6.0, 120°C for 3min, [TA505104])



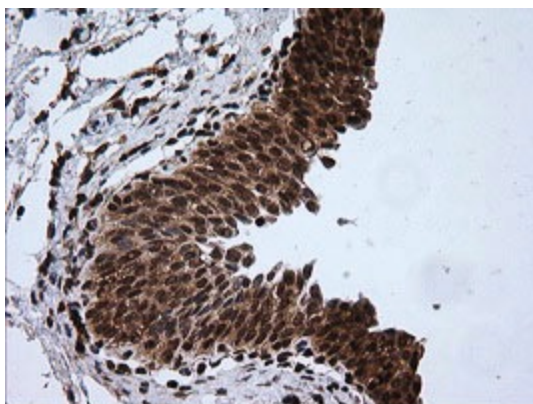
Immunohistochemical staining of paraffin-embedded Human pancreas tissue within the normal limits using anti-RTKN mouse monoclonal antibody. (Heat-induced epitope retrieval by 10mM citric buffer, pH6.0, 120°C for 3min, [TA505104])



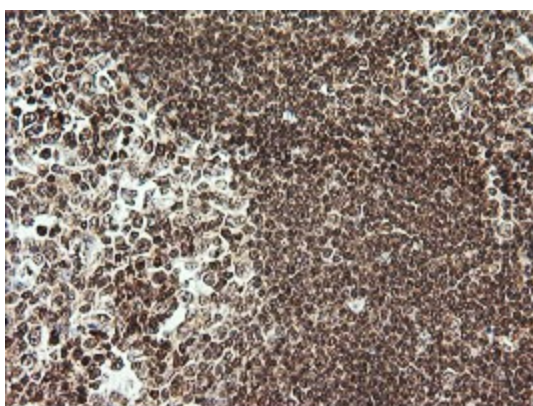
Immunohistochemical staining of paraffin-embedded Carcinoma of Human thyroid tissue using anti-RTKN mouse monoclonal antibody. (Heat-induced epitope retrieval by 10mM citric buffer, pH6.0, 120°C for 3min, [TA505104])



Immunohistochemical staining of paraffin-embedded Carcinoma of Human prostate tissue using anti-RTKN mouse monoclonal antibody. (Heat-induced epitope retrieval by 10mM citric buffer, pH6.0, 120°C for 3min, [TA505104])



Immunohistochemical staining of paraffin-embedded Human bladder tissue within the normal limits using anti-RTKN mouse monoclonal antibody. (Heat-induced epitope retrieval by 10mM citric buffer, pH6.0, 120°C for 3min, [TA505104])



Immunohistochemical staining of paraffin-embedded Human tonsil within the normal limits using anti-RTKN mouse monoclonal antibody. (Heat-induced epitope retrieval by 10mM citric buffer, pH6.0, 120°C for 3min, [TA505104])