

## Product datasheet for **TA505015**

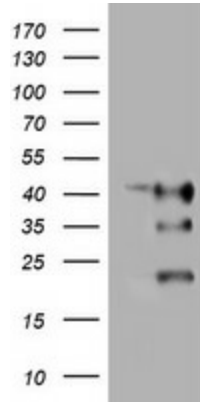
### STING (TMEM173) Mouse Monoclonal Antibody [Clone ID: OTI2C9]

#### Product data:

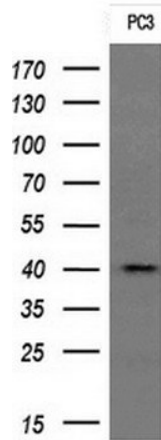
Product Type:	Primary Antibodies
Clone Name:	OTI2C9
Applications:	FC, WB
Recommended Dilution:	WB 1:200 - 1:1000, FLOW 1:100
Reactivity:	Human
Host:	Mouse
Isotype:	IgG1
Clonality:	Monoclonal
Immunogen:	Full length human recombinant protein of human TMEM173(NP_938023) produced in HEK293T cell.
Formulation:	PBS (pH 7.3) containing 1% BSA, 50% glycerol and 0.02% sodium azide.
Concentration:	1 mg/ml
Purification:	Purified from mouse ascites fluids or tissue culture supernatant by affinity chromatography (protein A/G)
Conjugation:	Unconjugated
Storage:	Store at -20°C as received.
Stability:	Stable for 12 months from date of receipt.
Predicted Protein Size:	42 kDa
Gene Name:	stimulator of interferon response cGAMP interactor 1
Database Link:	<a href="#">NP_938023</a> <a href="#">Entrez Gene 340061 Human</a> <a href="#">Q86WV6</a>
Synonyms:	ERIS; hMITA; hSTING; MITA; MPYS; NET23; SAVI; STING
Protein Pathways:	Cytosolic DNA-sensing pathway, RIG-I-like receptor signaling pathway



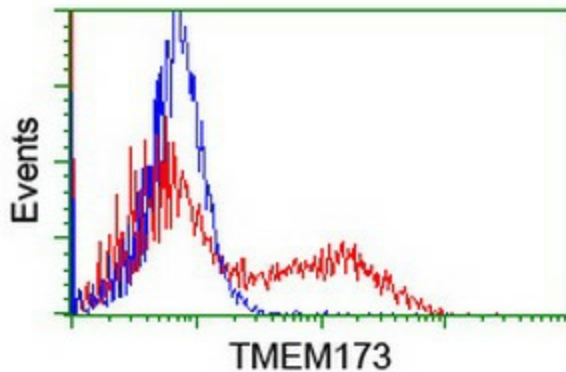
[View online »](#)

**Product images:**


HEK293T cells were transfected with the pCMV6-ENTRY control (Left lane) or pCMV6-ENTRY TMEM173 ([RC208418], Right lane) cDNA for 48 hrs and lysed. Equivalent amounts of cell lysates (5 ug per lane) were separated by SDS-PAGE and immunoblotted with anti-TMEM173. Positive lysates [LY405006] (100ug) and [LC405006] (20ug) can be purchased separately from OriGene.



Western blot analysis of extracts (10ug) from 1 cell line by using anti-TMEM173 monoclonal antibody at 1:200.



HEK293T cells transfected with either [RC208418] overexpress plasmid (Red) or empty vector control plasmid (Blue) were immunostained by anti-TMEM173 antibody (TA505015), and then analyzed by flow cytometry.