

Product datasheet for **TA504958BM**

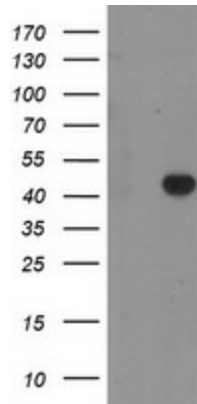
RAB3IL1 Mouse Monoclonal Antibody (HRP conjugated) [Clone ID: OTI1B5]

Product data:

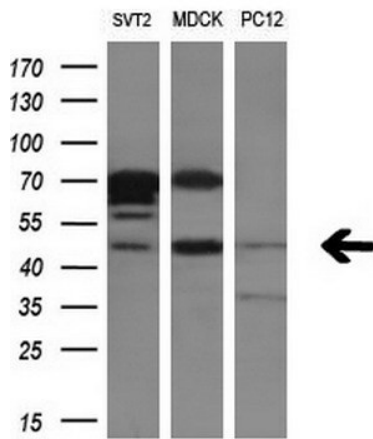
Product Type:	Primary Antibodies
Clone Name:	OTI1B5
Applications:	FC, WB
Recommended Dilution:	WB 1:2000, FLOW 1:100
Reactivity:	Human, Mouse, Rat
Host:	Mouse
Isotype:	IgG1
Clonality:	Monoclonal
Immunogen:	Full length human recombinant protein of human RAB3IL1(NP_037533) produced in HEK293T cell.
Formulation:	PBS (pH 7.3) containing 1% BSA, 50% glycerol.
Concentration:	0.5 mg/ml
Purification:	Purified from mouse ascites fluids or tissue culture supernatant by affinity chromatography (protein A/G)
Conjugation:	HRP
Storage:	Store at -20°C as received.
Stability:	Stable for 12 months from date of receipt.
Predicted Protein Size:	42.5 kDa
Gene Name:	RAB3A interacting protein like 1
Database Link:	NP_037533 Entrez Gene 171452 Rat Entrez Gene 5866 Human Q8TBN0
Synonyms:	GRAB



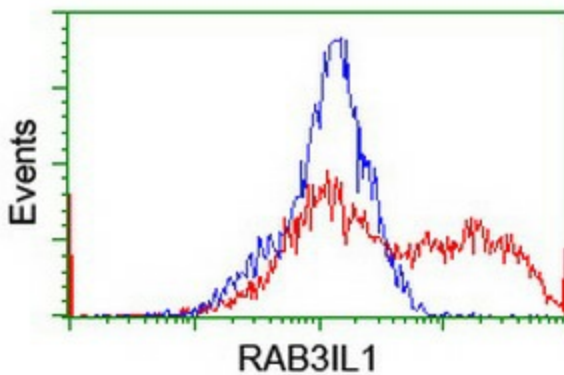
[View online »](#)

Product images:


HEK293T cells were transfected with the pCMV6-ENTRY control (Cat# [PS100001], Left lane) or pCMV6-ENTRY RAB3IL1 (Cat# [RC204592], Right lane) cDNA for 48 hrs and lysed. Equivalent amounts of cell lysates (5 ug per lane) were separated by SDS-PAGE and immunoblotted with anti-RAB3IL1(Cat# [TA504958]). Positive lysates [LY415621] (100ug) and [LC415621] (20ug) can be purchased separately from OriGene.



Western blot analysis of extracts (10ug) from 3 different cell lines by using anti-RAB3IL1 monoclonal antibody (1:200).



HEK293T cells transfected with either [RC204592] overexpress plasmid (Red) or empty vector control plasmid (Blue) were immunostained by anti-RAB3IL1 antibody ([TA504958]), and then analyzed by flow cytometry.