

Product datasheet for **TA504635M**

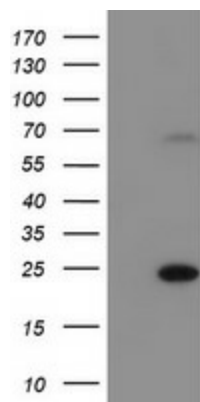
C6orf64 (SAYSD1) Mouse Monoclonal Antibody [Clone ID: OTI2H3]

Product data:

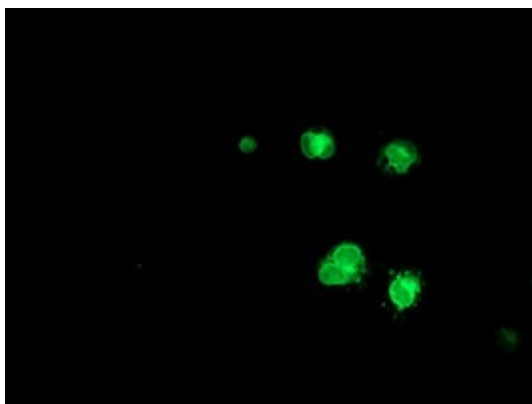
Product Type:	Primary Antibodies
Clone Name:	OTI2H3
Applications:	FC, IF, WB
Recommended Dilution:	WB 1:500~2000, IF 1:100, FLOW 1:100
Reactivity:	Human
Host:	Mouse
Isotype:	IgG1
Clonality:	Monoclonal
Immunogen:	Full length human recombinant protein of human C6orf64(NP_060792) produced in HEK293T cell.
Formulation:	PBS (pH 7.3) containing 1% BSA, 50% glycerol and 0.02% sodium azide.
Concentration:	0.67 mg/ml
Purification:	Purified from mouse ascites fluids or tissue culture supernatant by affinity chromatography (protein A/G)
Conjugation:	Unconjugated
Storage:	Store at -20°C as received.
Stability:	Stable for 12 months from date of receipt.
Predicted Protein Size:	20 kDa
Gene Name:	SAYSVFN motif domain containing 1
Database Link:	NP_060792 Entrez Gene 55776 Human Q9NPB0
Synonyms:	C6orf64
Protein Families:	Transmembrane


[View online »](#)

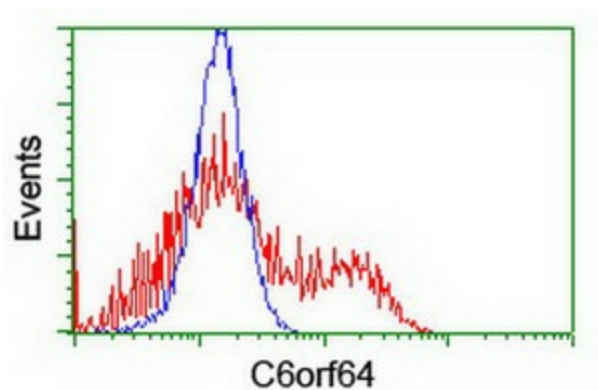
Product images:



HEK293T cells were transfected with the pCMV6-ENTRY control (Cat# [PS100001], Left lane) or pCMV6-ENTRY C6orf64 (Cat# [RC205273], Right lane) cDNA for 48 hrs and lysed. Equivalent amounts of cell lysates (5 ug per lane) were separated by SDS-PAGE and immunoblotted with anti-C6orf64 (Cat# [TA504635]). Positive lysates [LY413165] (100ug) and [LC413165] (20ug) can be purchased separately from OriGene.



Anti-C6orf64 mouse monoclonal antibody ([TA504635]) immunofluorescent staining of COS7 cells transiently transfected by pCMV6-ENTRY C6orf64 ([RC205273]).



HEK293T cells transfected with either [RC205273] overexpress plasmid (Red) or empty vector control plasmid (Blue) were immunostained by anti-C6orf64 antibody ([TA504635]), and then analyzed by flow cytometry.