

## Product datasheet for **TA504598**

### NANP Mouse Monoclonal Antibody [Clone ID: OTI4F5]

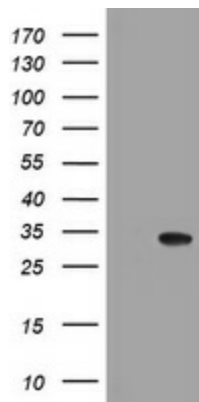
#### Product data:

Product Type:	Primary Antibodies
Clone Name:	OTI4F5
Applications:	IHC, WB
Recommended Dilution:	WB 1:2000, IHC 1:150
Reactivity:	Human, Mouse, Rat
Host:	Mouse
Isotype:	IgG2b
Clonality:	Monoclonal
Immunogen:	Full length human recombinant protein of human NANP(NP_689880) produced in HEK293T cell.
Formulation:	PBS (pH 7.3) containing 1% BSA, 50% glycerol and 0.02% sodium azide.
Concentration:	1 mg/ml
Purification:	Purified from mouse ascites fluids or tissue culture supernatant by affinity chromatography (protein A/G)
Conjugation:	Unconjugated
Storage:	Store at -20°C as received.
Stability:	Stable for 12 months from date of receipt.
Predicted Protein Size:	27.6 kDa
Gene Name:	N-acetylneuraminic acid phosphatase
Database Link:	<a href="#">NP_689880</a> <a href="#">Entrez Gene 67311 Mouse</a> <a href="#">Entrez Gene 311530 Rat</a> <a href="#">Entrez Gene 140838 Human</a> <a href="#">Q8TBE9</a>
Synonyms:	C20orf147; dj694B14.3; HDHD4
Protein Pathways:	Amino sugar and nucleotide sugar metabolism, Metabolic pathways

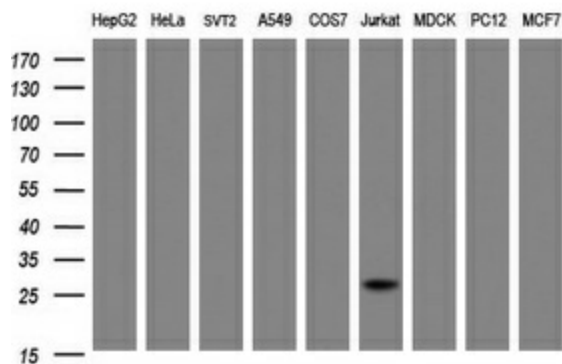


[View online »](#)

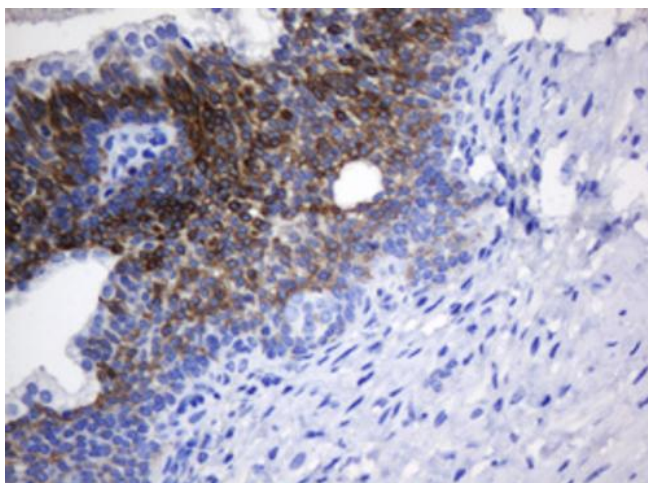
**Product images:**



HEK293T cells were transfected with the pCMV6-ENTRY control (Left lane) or pCMV6-ENTRY NANP ([RC205503], Right lane) cDNA for 48 hrs and lysed. Equivalent amounts of cell lysates (5 ug per lane) were separated by SDS-PAGE and immunoblotted with anti-NANP. Positive lysates [LY407388] (100ug) and [LC407388] (20ug) can be purchased separately from OriGene.



Western blot analysis of extracts (35ug) from 9 different cell lines by using anti-NANP monoclonal antibody at 1:2000 dilution (HepG2: human; HeLa: human; SVT2: mouse; A549: human; COS7: monkey; Jurkat: human; MDCK: canine; PC12: rat; MCF7: human).



Immunohistochemical staining of paraffin-embedded Human prostate tissue within the normal limits using anti-NANP mouse monoclonal antibody. Heat-induced epitope retrieval by EDTA solution buffer pH 8.0 at 120°C for 3 min.