

Product datasheet for **TA504447M**

CNOT4 Mouse Monoclonal Antibody [Clone ID: OTI3D11]

Product data:

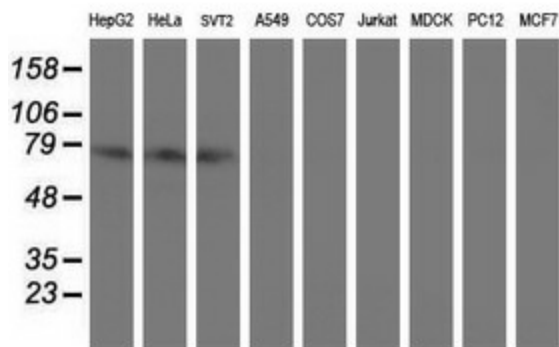
Product Type:	Primary Antibodies
Clone Name:	OTI3D11
Applications:	FC, WB
Recommended Dilution:	WB 1:2000, FLOW 1:100
Reactivity:	Human, Mouse, Rat
Host:	Mouse
Isotype:	IgG1
Clonality:	Monoclonal
Immunogen:	Human recombinant protein fragment corresponding to ammino acids 190-455 of human CNOT4(NP_037448) produced in E.coli.
Formulation:	PBS (pH 7.3) containing 1% BSA, 50% glycerol and 0.02% sodium azide.
Concentration:	0.81 mg/ml
Purification:	Purified from mouse ascites fluids or tissue culture supernatant by affinity chromatography (protein A/G)
Conjugation:	Unconjugated
Storage:	Store at -20°C as received.
Stability:	Stable for 12 months from date of receipt.
Predicted Protein Size:	70.2 kDa
Gene Name:	CCR4-NOT transcription complex subunit 4
Database Link:	NP_037448 Entrez Gene 53621 Mouse Entrez Gene 312227 Rat Entrez Gene 4850 Human O95628
Background:	The protein encoded by this gene is a subunit of the CCR4-NOT complex, a global transcriptional regulator. The encoded protein interacts with CNOT1 and has E3 ubiquitin ligase activity. Several transcript variants encoding different isoforms have been found for this gene. [provided by RefSeq, Jul 2010]
Synonyms:	CLONE243; NOT4; NOT4H


[View online »](#)

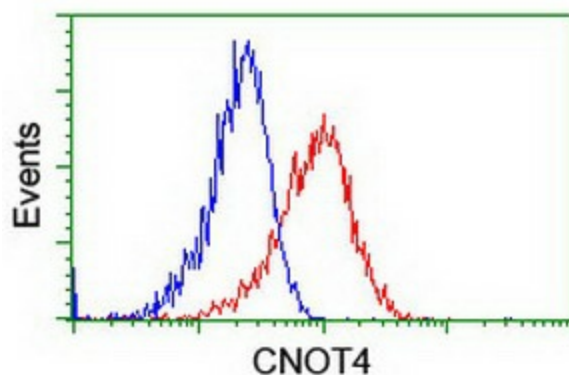
Protein Families: Druggable Genome, Transcription Factors

Protein Pathways: RNA degradation

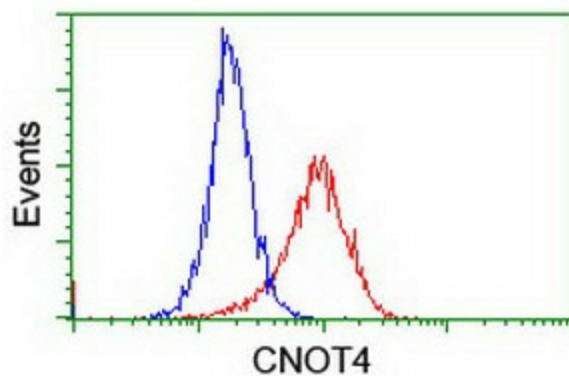
Product images:



Western blot analysis of extracts (35ug) from 9 different cell lines by using anti-CNOT4 monoclonal antibody (HepG2: human; HeLa: human; SVT2: mouse; A549: human; COS7: monkey; Jurkat: human; MDCK: canine; PC12: rat; MCF7: human).



Flow cytometric Analysis of HeLa cells, using anti-CNOT4 antibody ([TA504447]), (Red), compared to a nonspecific negative control antibody, (Blue).



Flow cytometric Analysis of Jurkat cells, using anti-CNOT4 antibody ([TA504447]), (Red), compared to a nonspecific negative control antibody, (Blue).