

Product datasheet for **TA504087AM**

GSTO2 Mouse Monoclonal Antibody (Biotin conjugated) [Clone ID: OTI3A9]

Product data:

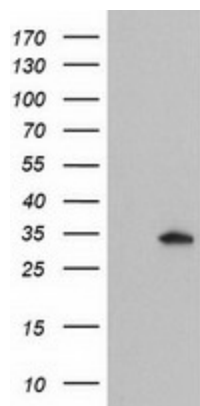
Product Type:	Primary Antibodies
Clone Name:	OTI3A9
Applications:	IHC, WB
Recommended Dilution:	WB 1:500~2000, IHC 1:150
Reactivity:	Human, Rat
Host:	Mouse
Isotype:	IgG1
Clonality:	Monoclonal
Immunogen:	Full length human recombinant protein of human GSTO2(NP_899062) produced in HEK293T cell.
Formulation:	PBS (pH 7.3) containing 1% BSA, 50% glycerol and 0.02% sodium azide.
Concentration:	0.5 mg/ml
Purification:	Purified from mouse ascites fluids or tissue culture supernatant by affinity chromatography (protein A/G)
Conjugation:	Biotin
Storage:	Store at -20°C as received.
Stability:	Stable for 12 months from date of receipt.
Predicted Protein Size:	28.1 kDa
Gene Name:	glutathione S-transferase omega 2
Database Link:	NP_899062 Entrez Gene 309465 Rat Entrez Gene 119391 Human Q9H4Y5
Background:	The protein encoded by this gene is an omega class glutathione S-transferase (GST). GSTs are involved in the metabolism of xenobiotics and carcinogens. Four transcript variants encoding different isoforms have been found for this gene.
Synonyms:	bA127L20.1; GSTO 2-2



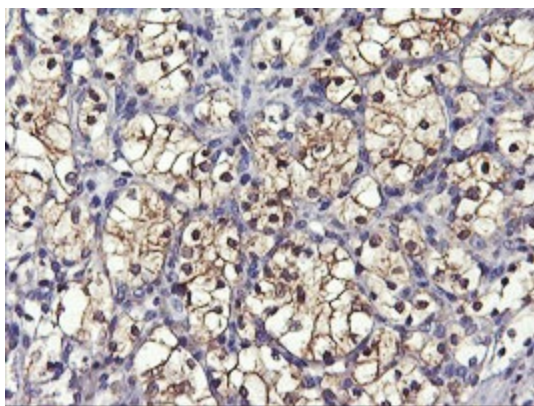
[View online »](#)

Protein Pathways: Drug metabolism - cytochrome P450, Glutathione metabolism, Metabolism of xenobiotics by cytochrome P450

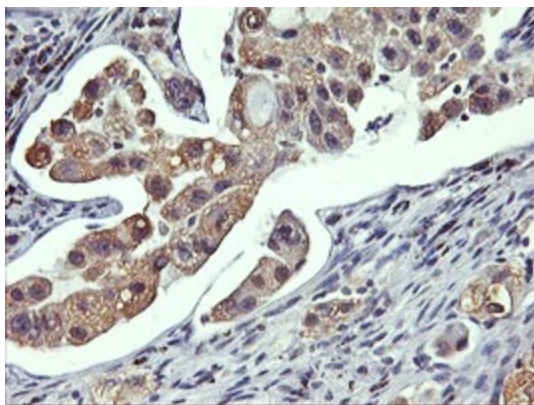
Product images:



HEK293T cells were transfected with the pCMV6-ENTRY control (Left lane) or pCMV6-ENTRY GSTO2 ([RC208961], Right lane) cDNA for 48 hrs and lysed. Equivalent amounts of cell lysates (5 ug per lane) were separated by SDS-PAGE and immunoblotted with anti-GSTO2. Positive lysates [LY405234] (100ug) and [LC405234] (20ug) can be purchased separately from OriGene.



Immunohistochemical staining of paraffin-embedded Carcinoma of Human kidney tissue using anti-GSTO2 mouse monoclonal antibody. (Heat-induced epitope retrieval by 10mM citric buffer, pH6.0, 100°C for 10min, [TA504087])



Immunohistochemical staining of paraffin-embedded Carcinoma of Human lung tissue using anti-GSTO2 mouse monoclonal antibody. (Heat-induced epitope retrieval by 10mM citric buffer, pH6.0, 100°C for 10min, [TA504087])