

Product datasheet for **TA504076M**

CCK4 (PTK7) Mouse Monoclonal Antibody [Clone ID: OTI2H4]


Product data:

Product Type:	Primary Antibodies
Clone Name:	OTI2H4
Applications:	FC, IF, WB
Recommended Dilution:	WB 1:500, IF 1:100, FLOW 1:100
Reactivity:	Human, Mouse
Host:	Mouse
Isotype:	IgG1
Clonality:	Monoclonal
Immunogen:	Full length human recombinant protein of human PTK7(NP_690619) produced in HEK293T cell.
Formulation:	PBS (pH 7.3) containing 1% BSA, 50% glycerol and 0.02% sodium azide.
Concentration:	1 mg/ml
Purification:	Purified from mouse ascites fluids or tissue culture supernatant by affinity chromatography (protein A/G)
Conjugation:	Unconjugated
Storage:	Store at -20°C as received.
Stability:	Stable for 12 months from date of receipt.
Gene Name:	protein tyrosine kinase 7 (inactive)
Database Link:	NP_690619 Entrez Gene 71461 Mouse Entrez Gene 5754 Human Q13308
Background:	This gene encodes a member of the receptor protein tyrosine kinase family of proteins that transduce extracellular signals across the cell membrane. The encoded protein lacks detectable catalytic tyrosine kinase activity, is involved in the Wnt signaling pathway and plays a role in multiple cellular processes including polarity and adhesion. Alternatively spliced transcript variants encoding multiple isoforms have been observed for this gene. [provided by RefSeq, Jul 2012]
Synonyms:	CCK-4; CCK4

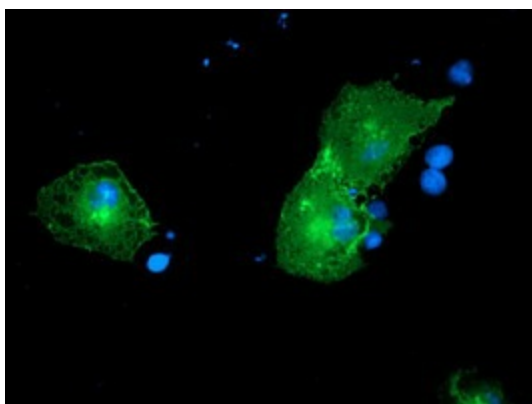

[View online »](#)

Protein Families: Druggable Genome, Protein Kinase, Transmembrane

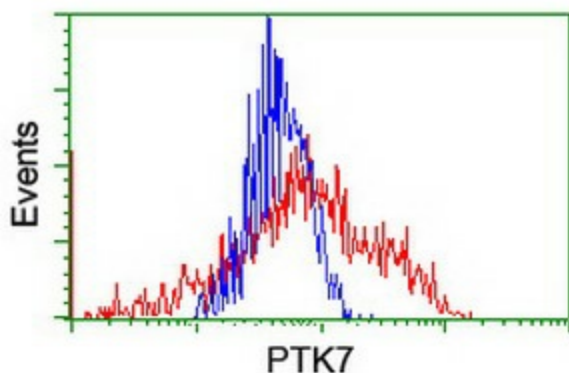
Product images:



HEK293T cells were transfected with the pCMV6-ENTRY control (Left lane) or pCMV6-ENTRY PTK7 ([RC223416], Right lane) cDNA for 48 hrs and lysed. Equivalent amounts of cell lysates (5 ug per lane) were separated by SDS-PAGE and immunoblotted with anti-PTK7.



Anti-PTK7 mouse monoclonal antibody ([TA504076]) immunofluorescent staining of COS7 cells transiently transfected by pCMV6-ENTRY PTK7 ([RC223416]).



HEK293T cells transfected with either [RC223416] overexpress plasmid (Red) or empty vector control plasmid (Blue) were immunostained by anti-PTK7 antibody ([TA504076]), and then analyzed by flow cytometry.