

## Product datasheet for **TA504014BM**

### **FBXO21 Mouse Monoclonal Antibody (HRP conjugated) [Clone ID: OTI4G5]**

#### **Product data:**

Product Type:	Primary Antibodies
Clone Name:	OTI4G5
Applications:	FC, IF, WB
Recommended Dilution:	WB 1:2000, IF 1:100, FLOW 1:100
Reactivity:	Human, Mouse, Rat
Host:	Mouse
Isotype:	IgG1
Clonality:	Monoclonal
Immunogen:	Full length human recombinant protein of human FBXO21(NP_296373) produced in HEK293T cell.
Formulation:	PBS (pH 7.3) containing 1% BSA, 50% glycerol.
Concentration:	0.5 mg/ml
Purification:	Purified from mouse ascites fluids or tissue culture supernatant by affinity chromatography (protein A/G)
Conjugation:	HRP
Storage:	Store at -20°C as received.
Stability:	Stable for 12 months from date of receipt.
Predicted Protein Size:	72.1 kDa
Gene Name:	F-box protein 21
Database Link:	<a href="#">NP_296373</a> <a href="#">Entrez Gene 231670 MouseEntrez Gene 360818 RatEntrez Gene 23014 Human O94952</a>



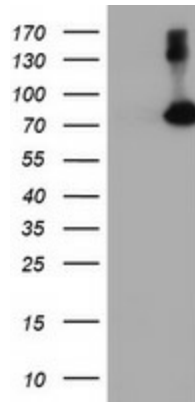
[View online »](#)

**Background:**

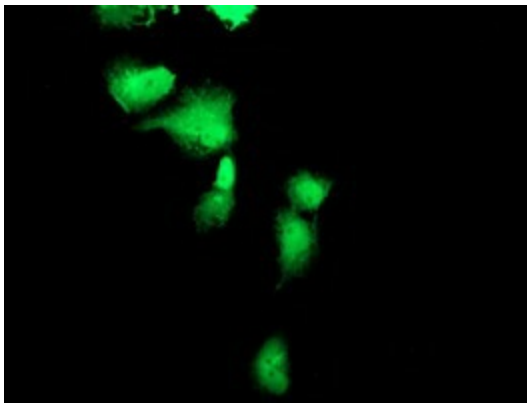
This gene encodes a member of the F-box protein family which is characterized by an approximately 40 amino acid motif, the F-box. The F-box proteins constitute one of the four subunits of ubiquitin protein ligase complex called SCFs (SKP1-cullin-F-box), which function in phosphorylation-dependent ubiquitination. The F-box proteins are divided into 3 classes: Fbws containing WD-40 domains, Fbls containing leucine-rich repeats, and Fbxs containing either different protein-protein interaction modules or no recognizable motifs. The protein encoded by this gene belongs to the Fbxs class. Alternative splicing of this gene generates 2 transcript variants. [provided by RefSeq]

**Synonyms:**

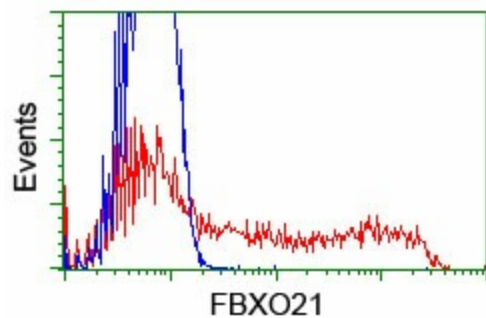
FBX21

**Product images:**

HEK293T cells were transfected with the pCMV6-ENTRY control (Left lane) or pCMV6-ENTRY FBXO21 ([RC223095], Right lane) cDNA for 48 hrs and lysed. Equivalent amounts of cell lysates (5 ug per lane) were separated by SDS-PAGE and immunoblotted with anti-FBXO21.



Anti-FBXO21 mouse monoclonal antibody ([TA504014]) immunofluorescent staining of COS7 cells transiently transfected by pCMV6-ENTRY FBXO21 ([RC223095]).



HEK293T cells transfected with either [RC223095] overexpress plasmid (Red) or empty vector control plasmid (Blue) were immunostained by anti-FBXO21 antibody ([TA504014]), and then analyzed by flow cytometry.