

Product datasheet for **TA503957M**

DPP9 Mouse Monoclonal Antibody [Clone ID: OTI5E9]

Product data:

Product Type:	Primary Antibodies
Clone Name:	OTI5E9
Applications:	FC, IF, WB
Recommended Dilution:	WB 1:2000, IF 1:100, FLOW 1:100
Reactivity:	Human, Mouse, Rat
Host:	Mouse
Isotype:	IgG1
Clonality:	Monoclonal
Immunogen:	Full length human recombinant protein of human DPP9(NP_631898) produced in HEK293T cell.
Formulation:	PBS (pH 7.3) containing 1% BSA, 50% glycerol and 0.02% sodium azide.
Concentration:	0.86 mg/ml
Purification:	Purified from mouse ascites fluids or tissue culture supernatant by affinity chromatography (protein A/G)
Conjugation:	Unconjugated
Storage:	Store at -20°C as received.
Stability:	Stable for 12 months from date of receipt.
Predicted Protein Size:	96.4 kDa
Gene Name:	dipeptidyl peptidase 9
Database Link:	NP_631898 Entrez Gene 224897 Mouse Entrez Gene 301130 Rat Entrez Gene 91039 Human Q86TI2



[View online »](#)

Background:


This gene encodes a protein that is a member of the S9B family in clan SC of the serine proteases. The protein has been shown to have post-proline dipeptidyl aminopeptidase activity, cleaving Xaa-Pro dipeptides from the N-termini of proteins. Although the activity of this protein is similar to that of dipeptidyl peptidase 4 (DPP4), it does not appear to be membrane bound. In general, dipeptidyl peptidases appear to be involved in the regulation of the activity of their substrates and have been linked to a variety of diseases including type 2 diabetes, obesity and cancer. Several transcript variants of this gene have been described but not fully characterized. [provided by RefSeq]

Synonyms:

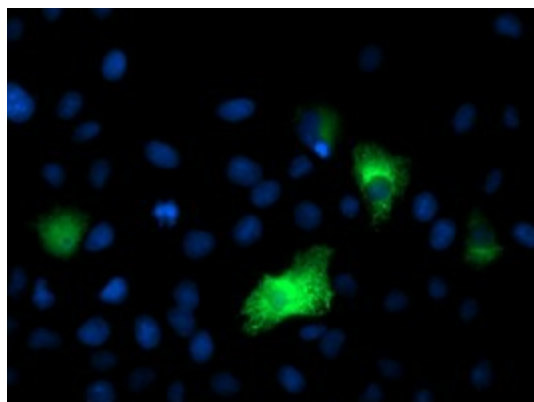
DP9; DPLP9; DPRP-2; DPRP2

Protein Families:

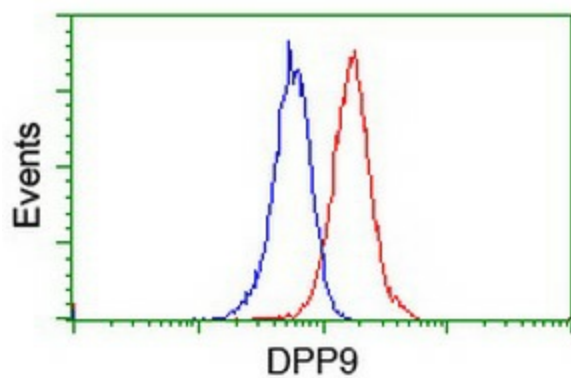
Druggable Genome, Protease

Product images:


HEK293T cells were transfected with the pCMV6-ENTRY control (Left lane) or pCMV6-ENTRY DPP9 ([RC229388], Right lane) cDNA for 48 hrs and lysed. Equivalent amounts of cell lysates (5 ug per lane) were separated by SDS-PAGE and immunoblotted with anti-DPP9. Positive lysates [LY403380] (100ug) and [LC403380] (20ug) can be purchased separately from OriGene.



Anti-DPP9 mouse monoclonal antibody ([TA503957]) immunofluorescent staining of COS7 cells transiently transfected by pCMV6-ENTRY DPP9 ([RC224465]).



Flow cytometric Analysis of Jurkat cells, using anti-DPP9 antibody ([TA503957]), (Red), compared to a nonspecific negative control antibody, (Blue).