

## Product datasheet for **TA503903BM**

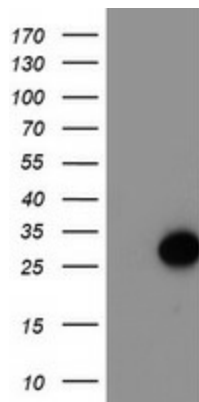
### ARL11 Mouse Monoclonal Antibody (HRP conjugated) [Clone ID: OTI1A5]

#### Product data:

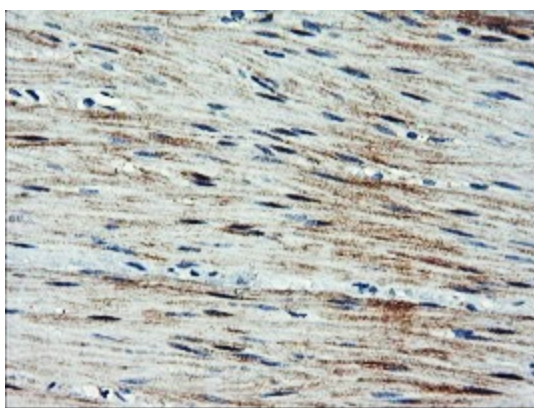
Product Type:	Primary Antibodies
Clone Name:	OTI1A5
Applications:	FC, IF, IHC, WB
Recommended Dilution:	WB 1:2000, IHC 1:150, IF 1:100, FLOW 1:100
Reactivity:	Human, Mouse
Host:	Mouse
Isotype:	IgG1
Clonality:	Monoclonal
Immunogen:	Full length human recombinant protein of human ARL11(NP_612459) produced in HEK293T cell.
Formulation:	PBS (pH 7.3) containing 1% BSA, 50% glycerol.
Concentration:	0.5 mg/ml
Purification:	Purified from mouse ascites fluids or tissue culture supernatant by affinity chromatography (protein A/G)
Conjugation:	HRP
Storage:	Store at -20°C as received.
Stability:	Stable for 12 months from date of receipt.
Predicted Protein Size:	21.2 kDa
Gene Name:	ADP ribosylation factor like GTPase 11
Database Link:	<a href="#">NP_612459</a> <a href="#">Entrez Gene 219144 Mouse</a> <a href="#">Entrez Gene 115761 Human</a> <a href="#">Q969Q4</a>
Background:	This gene encodes a tumor suppressor related to the ADP-ribosylation factor (ARF) family of proteins. The encoded protein may play a role in apoptosis in a caspase-dependent manner. Polymorphisms in this gene have been associated with some familial cancers. [provided by RefSeq]
Synonyms:	ARLTS1



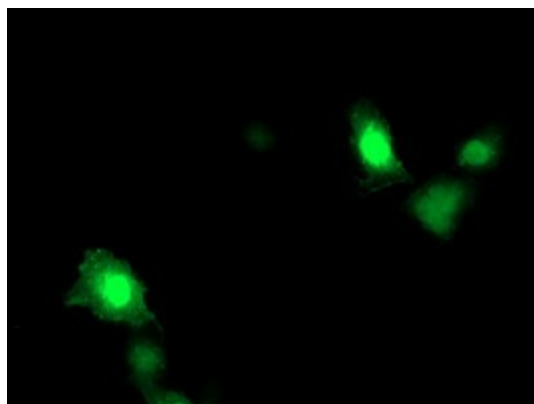
[View online »](#)

**Product images:**

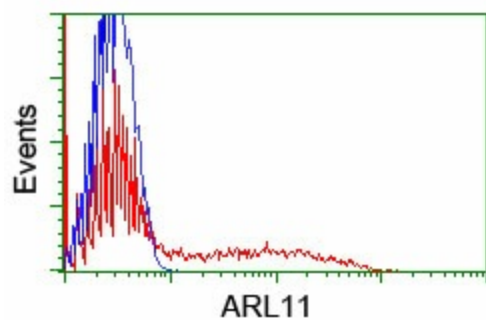
HEK293T cells were transfected with the pCMV6-ENTRY control (Cat# [PS100001], Left lane) or pCMV6-ENTRY ARL11 (Cat# [RC203868], Right lane) cDNA for 48 hrs and lysed. Equivalent amounts of cell lysates (5 ug per lane) were separated by SDS-PAGE and immunoblotted with anti-ARL11(Cat# [TA503903]). Positive lysates [LY408600] (100ug) and [LC408600] (20ug) can be purchased separately from OriGene.



Immunohistochemical staining of paraffin-embedded Human colon tissue within the normal limits using anti-ARL11 mouse monoclonal antibody. (Heat-induced epitope retrieval by 10mM citric buffer, pH6.0, 100°C for 10min, [TA503903])



Anti-ARL11 mouse monoclonal antibody ([TA503903]) immunofluorescent staining of COS7 cells transiently transfected by pCMV6-ENTRY ARL11 ([RC203868]).



HEK293T cells transfected with either [RC203868] overexpress plasmid (Red) or empty vector control plasmid (Blue) were immunostained by anti-ARL11 antibody ([TA503903]), and then analyzed by flow cytometry.