

## Product datasheet for **TA503898BM**

### TAL1 Mouse Monoclonal Antibody (HRP conjugated) [Clone ID: OTI5A5]

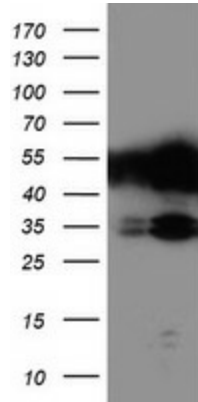
#### Product data:

Product Type:	Primary Antibodies
Clone Name:	OTI5A5
Applications:	FC, IF, WB
Recommended Dilution:	WB 1:2000, IF 1:100, FLOW 1:100
Reactivity:	Human, Mouse, Rat
Host:	Mouse
Isotype:	IgG1
Clonality:	Monoclonal
Immunogen:	Full length human recombinant protein of human TAL1(NP_003180) produced in HEK293T cell.
Formulation:	PBS (pH 7.3) containing 1% BSA, 50% glycerol.
Concentration:	0.5 mg/ml
Purification:	Purified from mouse ascites fluids or tissue culture supernatant by affinity chromatography (protein A/G)
Conjugation:	HRP
Storage:	Store at -20°C as received.
Stability:	Stable for 12 months from date of receipt.
Predicted Protein Size:	34.1 kDa
Gene Name:	TAL bHLH transcription factor 1, erythroid differentiation factor
Database Link:	<a href="#">NP_003180</a> <a href="#">Entrez Gene 21349 Mouse</a> <a href="#">Entrez Gene 313507 Rat</a> <a href="#">Entrez Gene 6886 Human</a> <a href="#">P17542</a>
Synonyms:	bHLHa17; SCL; tal-1; TCL5
Protein Families:	Adult stem cells, Druggable Genome, ES Cell Differentiation/IPS, Transcription Factors

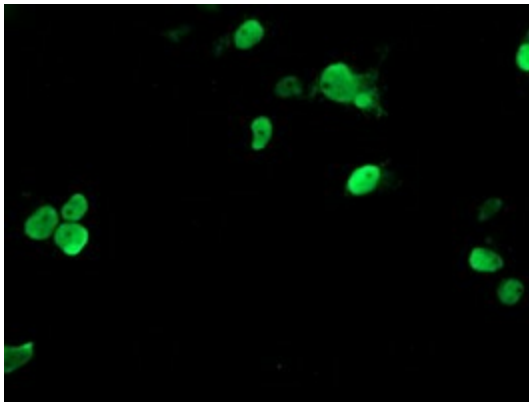


[View online »](#)

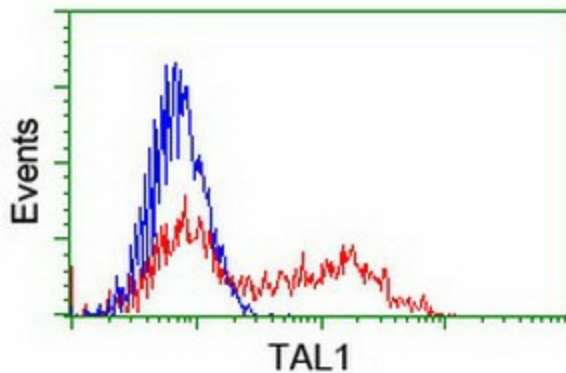
Product images:



HEK293T cells were transfected with the pCMV6-ENTRY control (Left lane) or pCMV6-ENTRY TAL1 ([RC222628], Right lane) cDNA for 48 hrs and lysed. Equivalent amounts of cell lysates (5 ug per lane) were separated by SDS-PAGE and immunoblotted with anti-TAL1. Positive lysates [LY418842] (100ug) and [LC418842] (20ug) can be purchased separately from OriGene.



Anti-TAL1 mouse monoclonal antibody ([TA503898]) immunofluorescent staining of COS7 cells transiently transfected by pCMV6-ENTRY TAL1 ([RC222628]).



HEK293T cells transfected with either [RC222628] overexpress plasmid (Red) or empty vector control plasmid (Blue) were immunostained by anti-TAL1 antibody ([TA503898]), and then analyzed by flow cytometry.