

Product datasheet for **TA503883**

ERp72 (PDIA4) Mouse Monoclonal Antibody [Clone ID: OTI2F1]

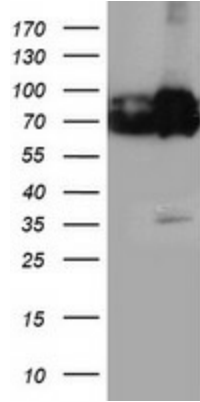
Product data:

Product Type:	Primary Antibodies
Clone Name:	OTI2F1
Applications:	WB
Recommended Dilution:	WB 1:2000
Reactivity:	Human, Mouse, Rat
Host:	Mouse
Isotype:	IgG1
Clonality:	Monoclonal
Immunogen:	Full length human recombinant protein of human PDIA4(NP_004902) produced in HEK293T cell.
Formulation:	PBS (pH 7.3) containing 1% BSA, 50% glycerol and 0.02% sodium azide.
Concentration:	0.52 mg/ml
Purification:	Purified from mouse ascites fluids or tissue culture supernatant by affinity chromatography (protein A/G)
Conjugation:	Unconjugated
Storage:	Store at -20°C as received.
Stability:	Stable for 12 months from date of receipt.
Predicted Protein Size:	72.8 kDa
Gene Name:	protein disulfide isomerase family A member 4
Database Link:	NP_004902 Entrez Gene 12304 Mouse Entrez Gene 116598 Rat Entrez Gene 9601 Human P13667
Synonyms:	ERp-72; ERP70; ERP72
Protein Families:	Druggable Genome, Transmembrane
Protein Pathways:	Vibrio cholerae infection

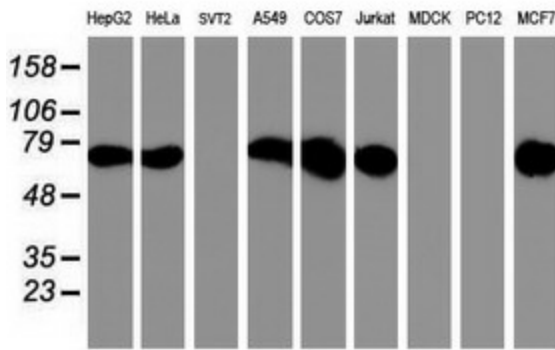


[View online »](#)

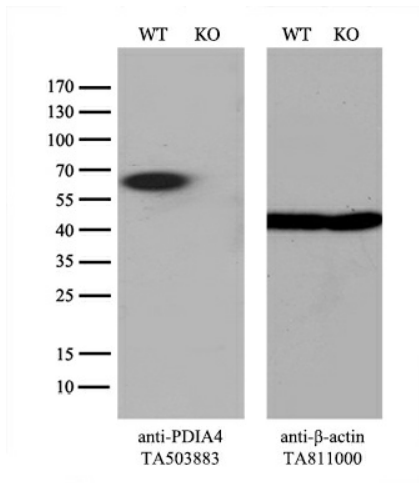
Product images:



HEK293T cells were transfected with the pCMV6-ENTRY control (Left lane) or pCMV6-ENTRY PDIA4 ([RC204041], Right lane) cDNA for 48 hrs and lysed. Equivalent amounts of cell lysates (5 ug per lane) were separated by SDS-PAGE and immunoblotted with anti-PDIA4. Positive lysates [LY401531] (100ug) and [LC401531] (20ug) can be purchased separately from OriGene.



Western blot analysis of extracts (35ug) from 9 different cell lines by using anti-PDIA4 monoclonal antibody (HepG2: human; HeLa: human; SVT2: mouse; A549: human; COS7: monkey; Jurkat: human; MDCK: canine; PC12: rat; MCF7: human).



Equivalent amounts of cell lysates (10 ug per lane) of wild-type 293T cells (WT, Cat# LC810293T) and PDIA4-Knockout 293T cells (KO, Cat# [LC841833]) were separated by SDS-PAGE and immunoblotted with anti-PDIA4 monoclonal antibody TA503883, (1:500). Then the blotted membrane was stripped and reprobed with anti-β-actin antibody ([TA811000]) as a loading control.