

## Product datasheet for **TA503704S**

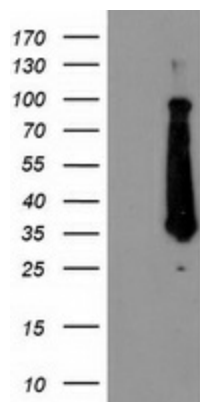
### **FAM119A (METTL21A) Mouse Monoclonal Antibody [Clone ID: OTI2G7]**

#### **Product data:**

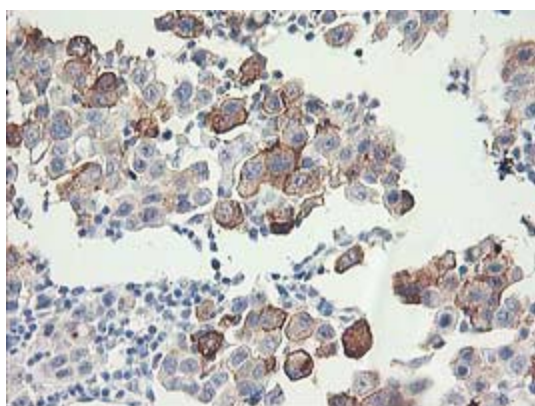
<b>Product Type:</b>	Primary Antibodies
<b>Clone Name:</b>	OTI2G7
<b>Applications:</b>	FC, IHC, WB
<b>Recommended Dilution:</b>	WB 1:2000, IHC 1:150, FLOW 1:100
<b>Reactivity:</b>	Human, Mouse, Rat
<b>Host:</b>	Mouse
<b>Isotype:</b>	IgG2b
<b>Clonality:</b>	Monoclonal
<b>Immunogen:</b>	Full length human recombinant protein of human FAM119A(NP_660323) produced in HEK293T cell.
<b>Formulation:</b>	PBS (pH 7.3) containing 1% BSA, 50% glycerol and 0.02% sodium azide.
<b>Concentration:</b>	1 mg/ml
<b>Purification:</b>	Purified from mouse ascites fluids or tissue culture supernatant by affinity chromatography (protein A/G)
<b>Conjugation:</b>	Unconjugated
<b>Storage:</b>	Store at -20°C as received.
<b>Stability:</b>	Stable for 12 months from date of receipt.
<b>Predicted Protein Size:</b>	24.4 kDa
<b>Gene Name:</b>	methyltransferase 21A, HSPA lysine
<b>Database Link:</b>	<a href="#">NP_660323</a> <a href="#">Entrez Gene 67099 Mouse</a> <a href="#">Entrez Gene 102553119 Rat</a> <a href="#">Entrez Gene 151194 Human</a> <a href="#">Q8WXB1</a>
<b>Synonyms:</b>	FAM119A; HCA557b; HSPA-KMT



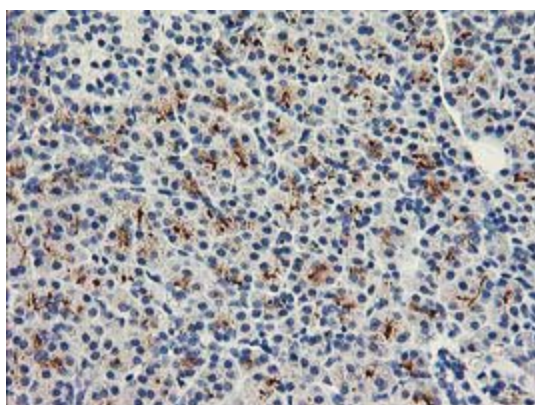
[View online »](#)

**Product images:**

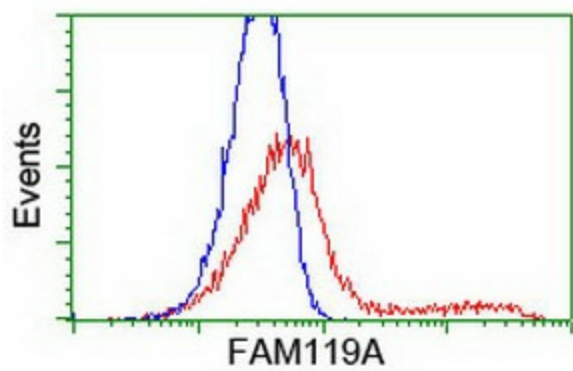
HEK293T cells were transfected with the pCMV6-ENTRY control (Cat# [PS100001], Left lane) or pCMV6-ENTRY FAM119A (Cat# [RC207629], Right lane) cDNA for 48 hrs and lysed. Equivalent amounts of cell lysates (5 ug per lane) were separated by SDS-PAGE and immunoblotted with anti-FAM119A (Cat# [TA503704]). Positive lysates [LY408004] (100ug) and [LC408004] (20ug) can be purchased separately from OriGene.



Immunohistochemical staining of paraffin-embedded Carcinoma of Human lung tissue using anti-FAM119A mouse monoclonal antibody. (Heat-induced epitope retrieval by 10mM citric buffer, pH6.0, 100°C for 10min, [TA503704])



Immunohistochemical staining of paraffin-embedded Human pancreas tissue within the normal limits using anti-FAM119A mouse monoclonal antibody. (Heat-induced epitope retrieval by 10mM citric buffer, pH6.0, 100°C for 10min, [TA503704])



HEK293T cells transfected with either [RC207629] overexpress plasmid (Red) or empty vector control plasmid (Blue) were immunostained by anti-FAM119A antibody ([TA503704]), and then analyzed by flow cytometry.