

## Product datasheet for **TA503634BM**


### TP73-AS1 Mouse Monoclonal Antibody (HRP conjugated) [Clone ID: OTI2A9]

#### Product data:

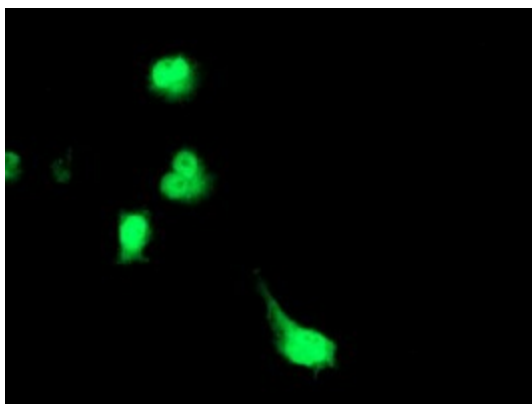
Product Type:	Primary Antibodies
Clone Name:	OTI2A9
Applications:	IF, IHC, WB
Recommended Dilution:	WB 1:2000, IHC 1:150, IF 1:100
Reactivity:	Human
Host:	Mouse
Isotype:	IgG2a
Clonality:	Monoclonal
Immunogen:	Full length human recombinant protein of human KIAA0495(NP_997189) produced in HEK293T cell.
Formulation:	PBS (pH 7.3) containing 1% BSA, 50% glycerol.
Concentration:	0.5 mg/ml
Purification:	Purified from mouse ascites fluids or tissue culture supernatant by affinity chromatography (protein A/G)
Conjugation:	HRP
Storage:	Store at -20°C as received.
Stability:	Stable for 12 months from date of receipt.
Predicted Protein Size:	20.4 kDa
Gene Name:	TP73 antisense RNA 1
Database Link:	<a href="#">NP_997189</a> <a href="#">Entrez Gene 57212 Human</a>
Synonyms:	MGC138189



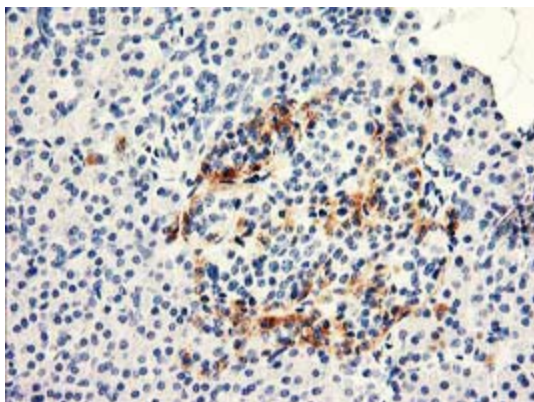
[View online »](#)

**Product images:**

HEK293T cells were transfected with the pCMV6-ENTRY control (Left lane) or pCMV6-ENTRY KIAA0495 ([RC210801], Right lane) cDNA for 48 hrs and lysed. Equivalent amounts of cell lysates (5 ug per lane) were separated by SDS-PAGE and immunoblotted with anti-KIAA0495. Positive lysates [LY404085] (100ug) and [LC404085] (20ug) can be purchased separately from OriGene.



Anti-KIAA0495 mouse monoclonal antibody ([TA503634]) immunofluorescent staining of COS7 cells transiently transfected by pCMV6-ENTRY KIAA0495 ([RC210801]).



Immunohistochemical staining of paraffin-embedded Human pancreas tissue within the normal limits using anti-KIAA0495 mouse monoclonal antibody. (Heat-induced epitope retrieval by 10mM citric buffer, pH6.0, 100°C for 10min, [TA503634])