

Product datasheet for **TA503582BM**

CDKN3 Mouse Monoclonal Antibody (HRP conjugated) [Clone ID: OTI1C7]

Product data:

Product Type:	Primary Antibodies
Clone Name:	OTI1C7
Applications:	FC, IF, WB
Recommended Dilution:	WB 1:500~2000, IF 1:100, FLOW 1:100
Reactivity:	Human, Mouse
Host:	Mouse
Isotype:	IgG1
Clonality:	Monoclonal
Immunogen:	Full length human recombinant protein of human CDKN3(NP_005183) produced in HEK293T cell.
Formulation:	PBS (pH 7.3) containing 1% BSA, 50% glycerol.
Concentration:	0.5 mg/ml
Purification:	Purified from mouse ascites fluids or tissue culture supernatant by affinity chromatography (protein A/G)
Conjugation:	HRP
Storage:	Store at -20°C as received.
Stability:	Stable for 12 months from date of receipt.
Predicted Protein Size:	23.6 kDa
Gene Name:	cyclin dependent kinase inhibitor 3
Database Link:	NP_005183 Entrez Gene 72391 Mouse Entrez Gene 1033 Human Q16667
Background:	The protein encoded by this gene belongs to the dual specificity protein phosphatase family. It was identified as a cyclin-dependent kinase inhibitor, and has been shown to interact with, and dephosphorylate CDK2 kinase, thus prevent the activation of CDK2 kinase. This gene was reported to be deleted, mutated, or overexpressed in several kinds of cancers. Alternatively spliced transcript variants encoding different isoforms have been found for this gene. [provided by RefSeq, Aug 2008]

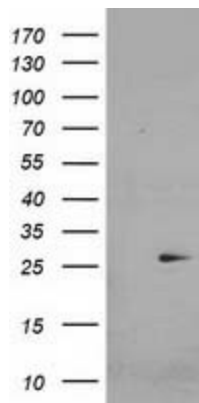


[View online »](#)

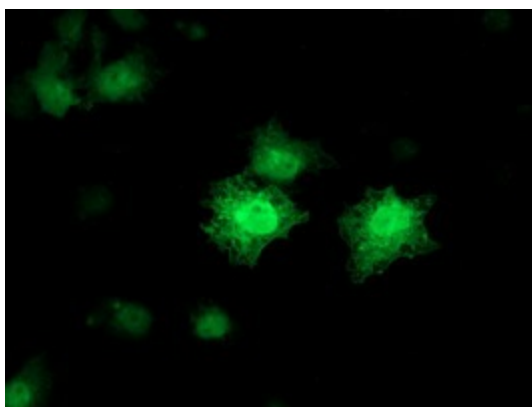
Synonyms: CDI1; CIP2; KAP; KAP1

Protein Families: Druggable Genome, Phosphatase

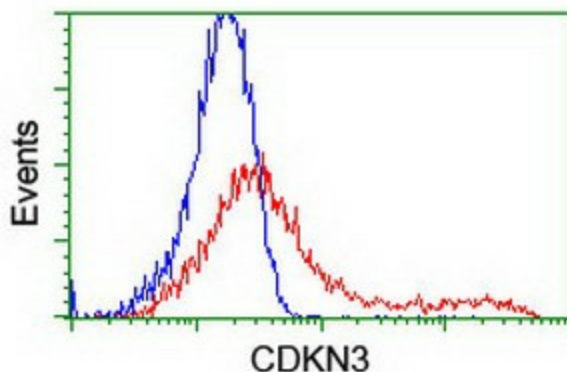
Product images:



HEK293T cells were transfected with the pCMV6-ENTRY control (Left lane) or pCMV6-ENTRY CDKN3 ([RC213080], Right lane) cDNA for 48 hrs and lysed. Equivalent amounts of cell lysates (5 ug per lane) were separated by SDS-PAGE and immunoblotted with anti-CDKN3. Positive lysates [LY417450] (100ug) and [LC417450] (20ug) can be purchased separately from OriGene.



Anti-CDKN3 mouse monoclonal antibody ([TA503582]) immunofluorescent staining of COS7 cells transiently transfected by pCMV6-ENTRY CDKN3 ([RC213080]).



HEK293T cells transfected with either [RC213080] overexpress plasmid (Red) or empty vector control plasmid (Blue) were immunostained by anti-CDKN3 antibody ([TA503582]), and then analyzed by flow cytometry.