

## Product datasheet for **TA503540BM**

### PPAR alpha (PPARA) Mouse Monoclonal Antibody (HRP conjugated) [Clone ID: OTI1E8]

#### Product data:

Product Type:	Primary Antibodies
Clone Name:	OTI1E8
Applications:	IF, WB
Recommended Dilution:	WB 1:200~500, IF 1:100
Reactivity:	Human, Mouse, Rat
Host:	Mouse
Isotype:	IgG1
Clonality:	Monoclonal
Immunogen:	Human recombinant protein fragment corresponding to amino acids 145-420 of human PPARA(NP_005027) produced in E.coli.
Formulation:	PBS (pH 7.3) containing 1% BSA, 50% glycerol.
Concentration:	0.5 mg/ml
Purification:	Purified from mouse ascites fluids or tissue culture supernatant by affinity chromatography (protein A/G)
Conjugation:	HRP
Storage:	Store at -20°C as received.
Stability:	Stable for 12 months from date of receipt.
Predicted Protein Size:	52 kDa
Gene Name:	peroxisome proliferator activated receptor alpha
Database Link:	<a href="#">NP_005027</a> <a href="#">Entrez Gene 19013 Mouse</a> <a href="#">Entrez Gene 25747 Rat</a> <a href="#">Entrez Gene 5465 Human</a> <a href="#">Q07869</a>


[View online »](#)

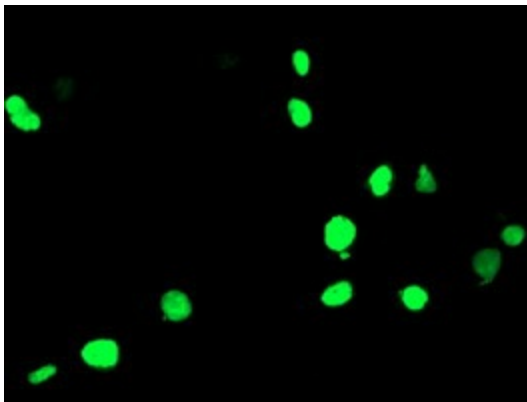
**Background:** Peroxisome proliferators include hypolipidemic drugs, herbicides, leukotriene antagonists, and plasticizers; this term arises because they induce an increase in the size and number of peroxisomes. Peroxisomes are subcellular organelles found in plants and animals that contain enzymes for respiration and for cholesterol and lipid metabolism. The action of peroxisome proliferators is thought to be mediated via specific receptors, called PPARs, which belong to the steroid hormone receptor superfamily. PPARs affect the expression of target genes involved in cell proliferation, cell differentiation and in immune and inflammation responses. Three closely related subtypes (alpha, beta/delta, and gamma) have been identified. This gene encodes the subtype PPAR-alpha, which is a nuclear transcription factor. Multiple alternatively spliced transcript variants have been described for this gene, although the full-length nature of only two has been determined. [provided by RefSeq]

**Synonyms:** hPPAR; NR1C1; PPAR; PPAR-alpha; PPARalpha

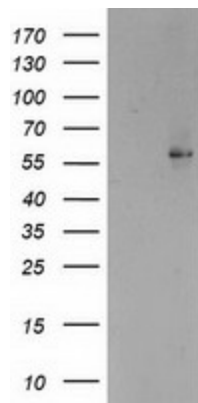
**Protein Families:** Druggable Genome, Nuclear Hormone Receptor, Transcription Factors

**Protein Pathways:** Adipocytokine signaling pathway, PPAR signaling pathway

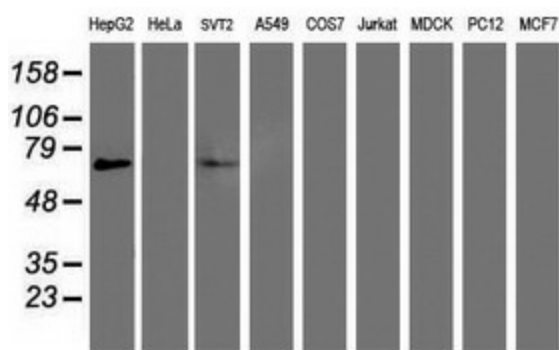
### Product images:



Anti-PPARA mouse monoclonal antibody ([TA503540]) immunofluorescent staining of COS7 cells transiently transfected by pCMV6-ENTRY PPARA ([RC216176]).



HEK293T cells were transfected with the pCMV6-ENTRY control (Cat# [PS100001], Left lane) or pCMV6-ENTRY PPARA (Cat# [RC216176], Right lane) cDNA for 48 hrs and lysed. Equivalent amounts of cell lysates (5 ug per lane) were separated by SDS-PAGE and immunoblotted with anti-PPARA (Cat# [TA503540]). Positive lysates [LY401560] (100ug) and [LC401560] (20ug) can be purchased separately from OriGene.



Western blot analysis of extracts (35ug) from 9 different cell lines by using anti-PPARA monoclonal antibody.