

Product datasheet for **TA503433S**

TMPRSS5 Mouse Monoclonal Antibody [Clone ID: OTI7C3]

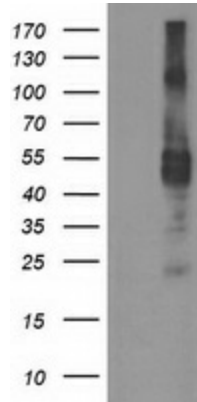
Product data:

Product Type:	Primary Antibodies
Clone Name:	OTI7C3
Applications:	FC, IF, WB
Recommended Dilution:	WB 1:2000, IF 1:100, FLOW 1:100
Reactivity:	Human
Host:	Mouse
Isotype:	IgG1
Clonality:	Monoclonal
Immunogen:	Full length human recombinant protein of human TMPRSS5(NP_110397) produced in HEK293T cell.
Formulation:	PBS (pH 7.3) containing 1% BSA, 50% glycerol and 0.02% sodium azide.
Concentration:	1.15 mg/ml
Purification:	Purified from mouse ascites fluids or tissue culture supernatant by affinity chromatography (protein A/G)
Conjugation:	Unconjugated
Storage:	Store at -20°C as received.
Stability:	Stable for 12 months from date of receipt.
Predicted Protein Size:	49.4 kDa
Gene Name:	transmembrane serine protease 5
Database Link:	NP_110397 Entrez Gene 80975 Human Q9H3S3
Background:	This gene encodes a protein that belongs to the serine protease family. Serine proteases are known to be involved in many physiological and pathological processes. [provided by RefSeq]. COMPLETENESS: complete on the 3' end.
Synonyms:	SPINESIN
Protein Families:	Druggable Genome, Protease, Transmembrane

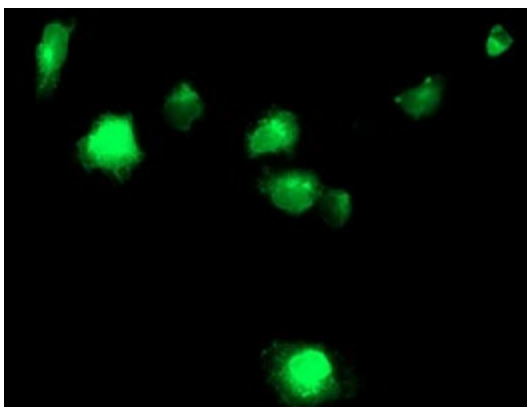


[View online »](#)

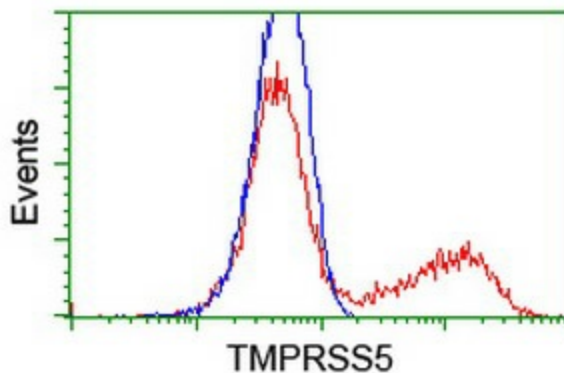
Product images:



HEK293T cells were transfected with the pCMV6-ENTRY control (Left lane) or pCMV6-ENTRY TMPRSS5 ([RC223774], Right lane) cDNA for 48 hrs and lysed. Equivalent amounts of cell lysates (5 ug per lane) were separated by SDS-PAGE and immunoblotted with anti-TMPRSS5. Positive lysates [LY410720] (100ug) and [LC410720] (20ug) can be purchased separately from OriGene.



Anti-TMPRSS5 mouse monoclonal antibody ([TA503433]) immunofluorescent staining of COS7 cells transiently transfected by pCMV6-ENTRY TMPRSS5 ([RC223774]).



HEK293T cells transfected with either [RC223774] overexpress plasmid (Red) or empty vector control plasmid (Blue) were immunostained by anti-TMPRSS5 antibody ([TA503433]), and then analyzed by flow cytometry.