

## Product datasheet for **TA503409AM**

### **TMPRSS5 Mouse Monoclonal Antibody (Biotin conjugated) [Clone ID: OTI4A11]**

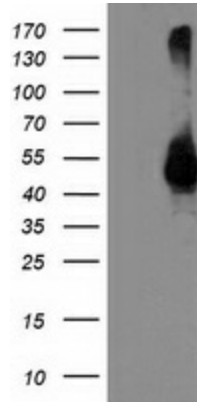
#### **Product data:**

<b>Product Type:</b>	Primary Antibodies
<b>Clone Name:</b>	OTI4A11
<b>Applications:</b>	FC, IF, WB
<b>Recommended Dilution:</b>	WB 1:500, IF 1:100, FLOW 1:100
<b>Reactivity:</b>	Human
<b>Host:</b>	Mouse
<b>Isotype:</b>	IgG1
<b>Clonality:</b>	Monoclonal
<b>Immunogen:</b>	Full length human recombinant protein of human TMPRSS5(NP_110397) produced in HEK293T cell.
<b>Formulation:</b>	PBS (pH 7.3) containing 1% BSA, 50% glycerol and 0.02% sodium azide.
<b>Concentration:</b>	0.5 mg/ml
<b>Purification:</b>	Purified from mouse ascites fluids or tissue culture supernatant by affinity chromatography (protein A/G)
<b>Conjugation:</b>	Biotin
<b>Storage:</b>	Store at -20°C as received.
<b>Stability:</b>	Stable for 12 months from date of receipt.
<b>Predicted Protein Size:</b>	49.4 kDa
<b>Gene Name:</b>	transmembrane serine protease 5
<b>Database Link:</b>	<a href="#">NP_110397</a> <a href="#">Entrez Gene 80975 Human</a> <a href="#">Q9H3S3</a>
<b>Background:</b>	This gene encodes a protein that belongs to the serine protease family. Serine proteases are known to be involved in many physiological and pathological processes. [provided by RefSeq]. COMPLETENESS: complete on the 3' end.
<b>Synonyms:</b>	SPINESIN
<b>Protein Families:</b>	Druggable Genome, Protease, Transmembrane

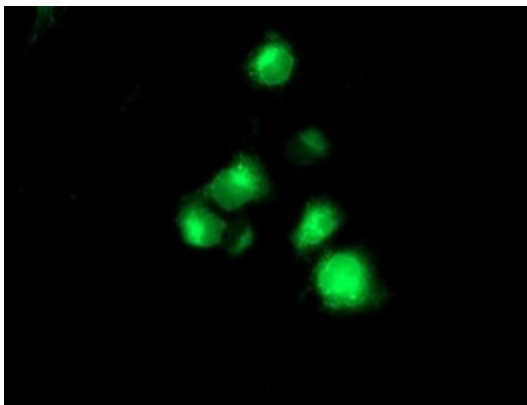


[View online »](#)

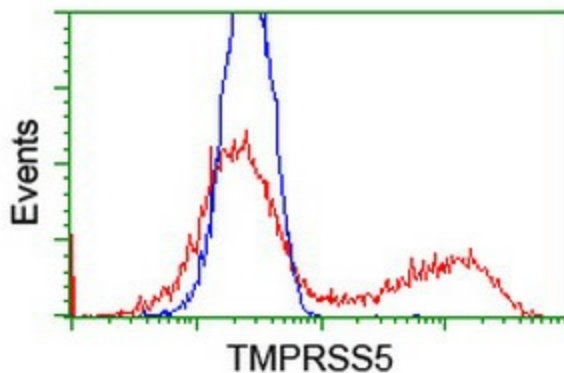
**Product images:**



HEK293T cells were transfected with the pCMV6-ENTRY control (Left lane) or pCMV6-ENTRY TMPRSS5 ([RC223774], Right lane) cDNA for 48 hrs and lysed. Equivalent amounts of cell lysates (5 ug per lane) were separated by SDS-PAGE and immunoblotted with anti-TMPRSS5. Positive lysates [LY410720] (100ug) and [LC410720] (20ug) can be purchased separately from OriGene.



Anti-TMPRSS5 mouse monoclonal antibody ([TA503409]) immunofluorescent staining of COS7 cells transiently transfected by pCMV6-ENTRY TMPRSS5 ([RC223774]).



HEK293T cells transfected with either [RC223774] overexpress plasmid (Red) or empty vector control plasmid (Blue) were immunostained by anti-TMPRSS5 antibody ([TA503409]), and then analyzed by flow cytometry.