

## Product datasheet for **TA503318**

### HSPBP1 Mouse Monoclonal Antibody [Clone ID: OTI2D1]

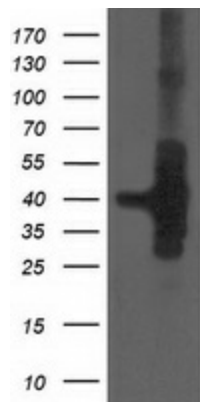
#### Product data:

Product Type:	Primary Antibodies
Clone Name:	OTI2D1
Applications:	FC, IF, WB
Recommended Dilution:	WB 1:2000, IF 1:100, FLOW 1:100
Reactivity:	Human, Mouse, Rat
Host:	Mouse
Isotype:	IgG1
Clonality:	Monoclonal
Immunogen:	Full length human recombinant protein of human HSPBP1(NP_036399) produced in HEK293T cell.
Formulation:	PBS (pH 7.3) containing 1% BSA, 50% glycerol and 0.02% sodium azide.
Concentration:	0.91 mg/ml
Purification:	Purified from mouse ascites fluids or tissue culture supernatant by affinity chromatography (protein A/G)
Conjugation:	Unconjugated
Storage:	Store at -20°C as received.
Stability:	Stable for 12 months from date of receipt.
Predicted Protein Size:	39.1 kDa
Gene Name:	HSPA (Hsp70) binding protein 1
Database Link:	<a href="#">NP_036399</a> <a href="#">Entrez Gene 66245 Mouse</a> <a href="#">Entrez Gene 246146 Rat</a> <a href="#">Entrez Gene 23640 Human</a> <a href="#">Q9NZL4</a>
Synonyms:	FES1

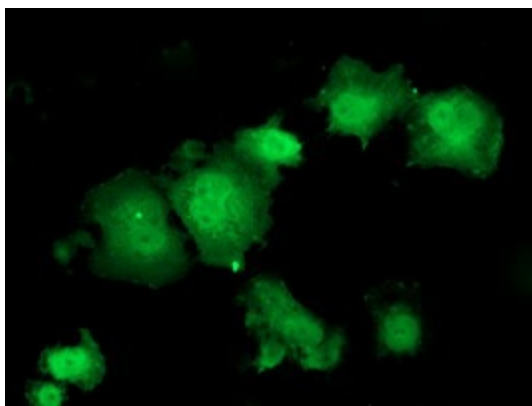


[View online »](#)

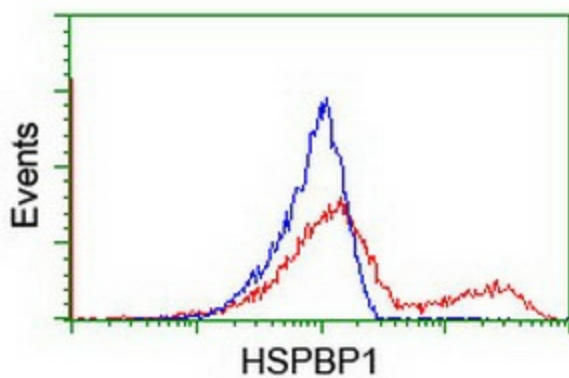
## Product images:



HEK293T cells were transfected with the pCMV6-ENTRY control (Left lane) or pCMV6-ENTRY HSPBP1 ([RC201814], Right lane) cDNA for 48 hrs and lysed. Equivalent amounts of cell lysates (5 ug per lane) were separated by SDS-PAGE and immunoblotted with anti-HSPBP1. Positive lysates [LY415871] (100ug) and [LC415871] (20ug) can be purchased separately from OriGene.



Anti-HSPBP1 mouse monoclonal antibody (TA503318) immunofluorescent staining of COS7 cells transiently transfected by pCMV6-ENTRY HSPBP1 ([RC201814]).



HEK293T cells transfected with either [RC201814] overexpress plasmid (Red) or empty vector control plasmid (Blue) were immunostained by anti-HSPBP1 antibody (TA503318), and then analyzed by flow cytometry.