

## Product datasheet for **TA503288BM**

### DPP3 Mouse Monoclonal Antibody (HRP conjugated) [Clone ID: OTI 3B5]

#### Product data:

Product Type:	Primary Antibodies
Clone Name:	OTI 3B5
Applications:	FC, WB
Recommended Dilution:	WB 1:2000, FLOW 1:100
Reactivity:	Human, Mouse, Rat
Host:	Mouse
Isotype:	IgG1
Clonality:	Monoclonal
Immunogen:	Full length human recombinant protein of human DPP3 (NP_005691) produced in HEK293T cell.
Formulation:	PBS (pH 7.3) containing 1% BSA, 50% glycerol.
Concentration:	0.5 mg/ml
Purification:	Purified from mouse ascites fluids or tissue culture supernatant by affinity chromatography (protein A/G)
Conjugation:	HRP
Storage:	Store at -20°C as received.
Stability:	Stable for 12 months from date of receipt.
Predicted Protein Size:	82.4 kDa
Gene Name:	dipeptidyl peptidase 3
Database Link:	<a href="#">NP_005691</a> <a href="#">Entrez Gene 75221 Mouse</a> <a href="#">Entrez Gene 10072 Human</a> <a href="#">Q9NY33</a>
Background:	This gene encodes a protein that is a member of the M49 family of metallopeptidases. This cytoplasmic protein binds a single zinc ion with its zinc-binding motif (HELLGH) and has post-proline dipeptidyl aminopeptidase activity, cleaving Xaa-Pro dipeptides from the N-termini of proteins. Increased activity of this protein is associated with endometrial and ovarian cancers. Alternatively spliced transcript variants have been found for this gene. [provided by RefSeq, Feb 2012]

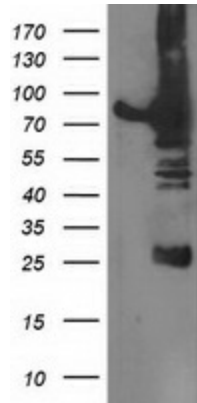


[View online »](#)

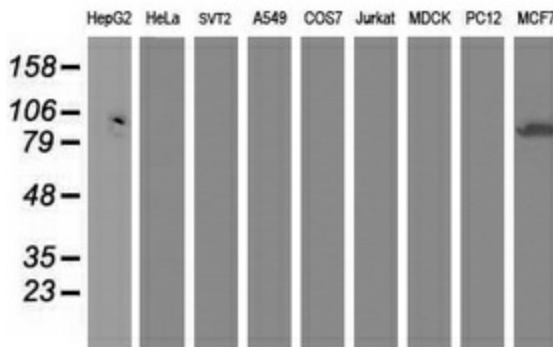
**Synonyms:** DPPIII

**Protein Families:** Druggable Genome, Protease

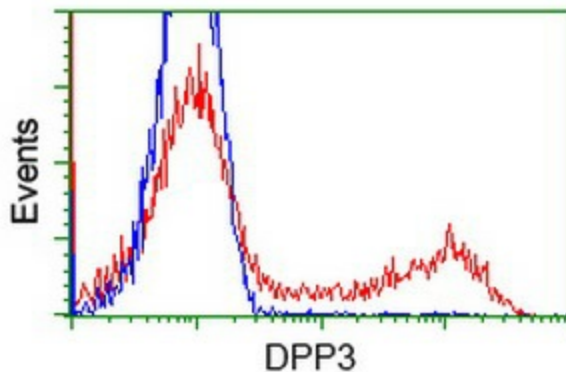
**Product images:**



HEK293T cells were transfected with the pCMV6-ENTRY control (Left lane) or pCMV6-ENTRY DPP3 ([RC219658], Right lane) cDNA for 48 hrs and lysed. Equivalent amounts of cell lysates (5 ug per lane) were separated by SDS-PAGE and immunoblotted with anti-DPP3. Positive lysates [LY417120] (100ug) and [LC417120] (20ug) can be purchased separately from OriGene.



Western blot analysis of extracts (35ug) from 9 different cell lines by using anti-DPP3 monoclonal antibody (HepG2: human; HeLa: human; SVT2: mouse; A549: human; COS7: monkey; Jurkat: human; MDCK: canine; PC12: rat; MCF7: human).



HEK293T cells transfected with either [RC219658] overexpress plasmid (Red) or empty vector control plasmid (Blue) were immunostained by anti-DPP3 antibody ([TA503288]), and then analyzed by flow cytometry.