

Product datasheet for **TA503280BM**

SIRT5 Mouse Monoclonal Antibody (HRP conjugated) [Clone ID: OTI 1G5]

Product data:

Product Type:	Primary Antibodies
Clone Name:	OTI 1G5
Applications:	FC, IF, WB
Recommended Dilution:	WB 1:2000, FLOW 1:100, IF: 1:100
Reactivity:	Human, Mouse, Rat
Host:	Mouse
Isotype:	IgG1
Clonality:	Monoclonal
Immunogen:	Full length human recombinant protein of human SIRT5 (NP_036373) produced in HEK293T cell.
Formulation:	PBS (pH 7.3) containing 1% BSA, 50% glycerol.
Concentration:	0.5 mg/ml
Purification:	Purified from mouse ascites fluids or tissue culture supernatant by affinity chromatography (protein A/G)
Conjugation:	HRP
Storage:	Store at -20°C as received.
Stability:	Stable for 12 months from date of receipt.
Gene Name:	sirtuin 5
Database Link:	NP_036373 Entrez Gene 68346 Mouse Entrez Gene 306840 Rat Entrez Gene 23408 Human Q9NXA8



[View online »](#)

Background:

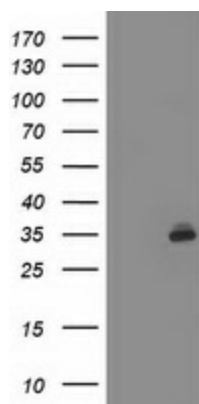
This gene encodes a member of the sirtuin family of proteins, homologs to the yeast Sir2 protein. Members of the sirtuin family are characterized by a sirtuin core domain and grouped into four classes. The functions of human sirtuins have not yet been determined; however, yeast sirtuin proteins are known to regulate epigenetic gene silencing and suppress recombination of rDNA. Studies suggest that the human sirtuins may function as intracellular regulatory proteins with mono-ADP-ribosyltransferase activity. The protein encoded by this gene is included in class III of the sirtuin family. Alternative splicing of this gene results in multiple transcript variants. [provided by RefSeq, Jul 2010]

Synonyms:

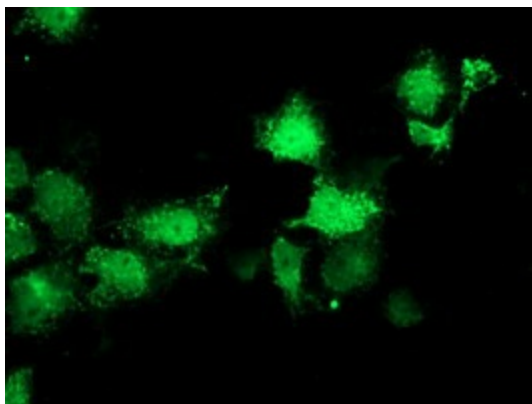
SIR2L5

Protein Families:

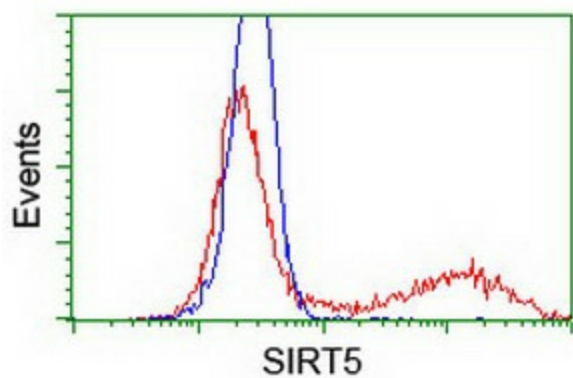
Druggable Genome, Transcription Factors

Product images:

HEK293T cells were transfected with the pCMV6-ENTRY control (Left lane) or pCMV6-ENTRY SIRT5 ([RC200189], Right lane) cDNA for 48 hrs and lysed. Equivalent amounts of cell lysates (5 ug per lane) were separated by SDS-PAGE and immunoblotted with anti-SIRT5. Positive lysates [LY415885] (100ug) and [LC415885] (20ug) can be purchased separately from OriGene.



Anti-SIRT5 mouse monoclonal antibody ([TA503280]) immunofluorescent staining of COS7 cells transiently transfected by pCMV6-ENTRY SIRT5 ([RC200189]).



HEK293T cells transfected with either [RC200189] overexpress plasmid (Red) or empty vector control plasmid (Blue) were immunostained by anti-SIRT5 antibody ([TA503280]), and then analyzed by flow cytometry.