

Product datasheet for **TA503251S**

CYB5R2 Mouse Monoclonal Antibody [Clone ID: OTI4B9]

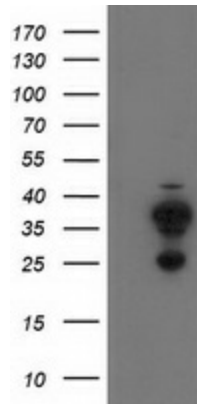
Product data:

Product Type:	Primary Antibodies
Clone Name:	OTI4B9
Applications:	FC, WB
Recommended Dilution:	WB 1:2000, FLOW 1:100
Reactivity:	Human
Host:	Mouse
Isotype:	IgG2a
Clonality:	Monoclonal
Immunogen:	Full length human recombinant protein of human CYB5R2 (NP_057313) produced in HEK293T cell.
Formulation:	PBS (pH 7.3) containing 1% BSA, 50% glycerol and 0.02% sodium azide.
Concentration:	1.1 mg/ml
Purification:	Purified from mouse ascites fluids or tissue culture supernatant by affinity chromatography (protein A/G)
Conjugation:	Unconjugated
Storage:	Store at -20°C as received.
Stability:	Stable for 12 months from date of receipt.
Predicted Protein Size:	31.3 kDa
Gene Name:	cytochrome b5 reductase 2
Database Link:	NP_057313 Entrez Gene 51700 Human Q6BCY4
Synonyms:	B5R.2
Protein Families:	Druggable Genome

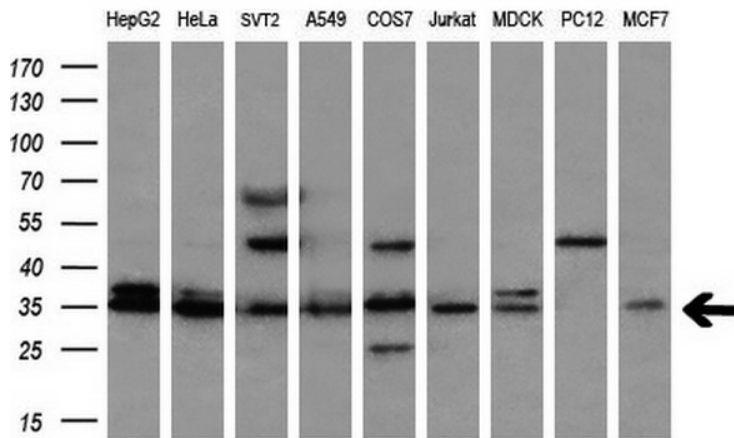


[View online »](#)

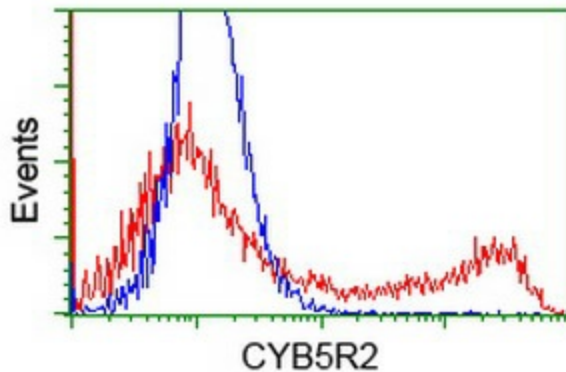
Product images:



HEK293T cells were transfected with the pCMV6-ENTRY control (Cat# [PS100001], Left lane) or pCMV6-ENTRY CYB5R2 (Cat# [RC217261], Right lane) cDNA for 48 hrs and lysed. Equivalent amounts of cell lysates (5 ug per lane) were separated by SDS-PAGE and immunoblotted with anti-CYB5R2(Cat# [TA503251]). Positive lysates [LY414112] (100ug) and [LC414112] (20ug) can be purchased separately from OriGene.



Western blot analysis of extracts (35ug) from 9 different cell lines by using anti-CYB5R2 monoclonal antibody (HepG2: human; HeLa: human; SVT2: mouse; A549: human; COS7: monkey; Jurkat: human; MDCK: canine; PC12: rat; MCF7: human) (1:200).



HEK293T cells transfected with either [RC217261] overexpress plasmid (Red) or empty vector control plasmid (Blue) were immunostained by anti-CYB5R2 antibody ([TA503251]), and then analyzed by flow cytometry.