

## Product datasheet for **TA503249S**

### PNPO Mouse Monoclonal Antibody [Clone ID: OTI3B3]

#### Product data:

Product Type:	Primary Antibodies
Clone Name:	OTI3B3
Applications:	IF, WB
Recommended Dilution:	WB 1:500~2000, IF 1:100
Reactivity:	Human, Dog, Rat, Monkey, Mouse
Host:	Mouse
Isotype:	IgG2a
Clonality:	Monoclonal
Immunogen:	Full length human recombinant protein of human PNPO(NP_060599) produced in HEK293T cell.
Formulation:	PBS (pH 7.3) containing 1% BSA, 50% glycerol and 0.02% sodium azide.
Concentration:	0.57 mg/ml
Purification:	Purified from mouse ascites fluids or tissue culture supernatant by affinity chromatography (protein A/G)
Conjugation:	Unconjugated
Storage:	Store at -20°C as received.
Stability:	Stable for 12 months from date of receipt.
Predicted Protein Size:	29.8 kDa
Gene Name:	pyridoxamine 5'-phosphate oxidase
Database Link:	<a href="#">NP_060599</a> <a href="#">Entrez Gene 64533 Rat</a> <a href="#">Entrez Gene 103711 Mouse</a> <a href="#">Entrez Gene 480540 Dog</a> <a href="#">Entrez Gene 694949 Monkey</a> <a href="#">Entrez Gene 55163 Human</a> <a href="#">Q9NVS9</a>
Background:	The enzyme encoded by this gene catalyzes the terminal, rate-limiting step in the synthesis of pyridoxal 5'-phosphate, also known as vitamin B6. Vitamin B6 is a required co-factor for enzymes involved in both homocysteine metabolism and synthesis of neurotransmitters such as catecholamine. Mutations in this gene result in pyridoxamine 5'-phosphate oxidase (PNPO) deficiency, a form of neonatal epileptic encephalopathy. [provided by RefSeq, Oct

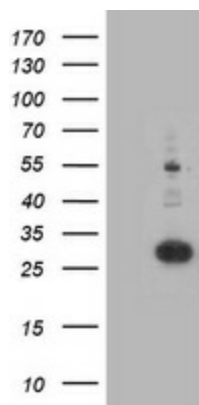


[View online »](#)

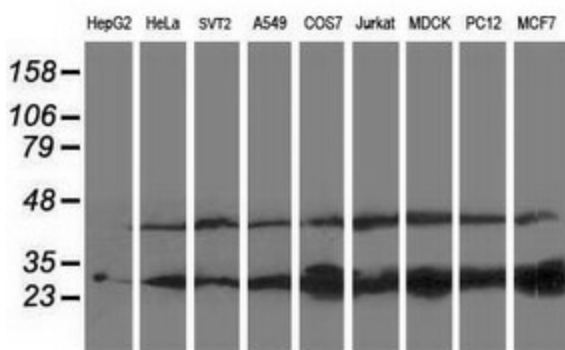
**Synonyms:** HEL-S-302; PDXPO

**Protein Pathways:** Metabolic pathways, Vitamin B6 metabolism

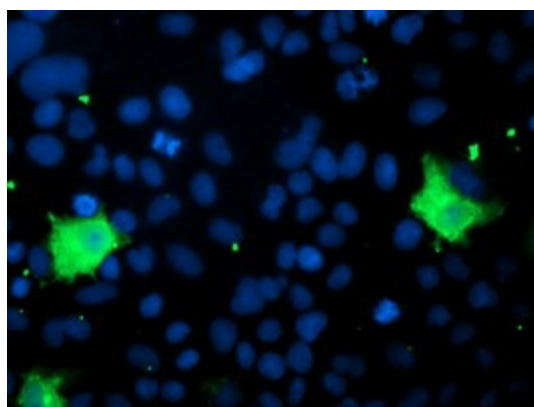
**Product images:**



HEK293T cells were transfected with the pCMV6-ENTRY control (Left lane) or pCMV6-ENTRY PNPO ([RC200133], Right lane) cDNA for 48 hrs and lysed. Equivalent amounts of cell lysates (5 ug per lane) were separated by SDS-PAGE and immunoblotted with anti-PNPO. Positive lysates [LY413282] (100ug) and [LC413282] (20ug) can be purchased separately from OriGene.



Western blot analysis of extracts (35ug) from 9 different cell lines by using anti-PNPO monoclonal antibody (HepG2: human; HeLa: human; SVT2: mouse; A549: human; COS7: monkey; Jurkat: human; MDCK: canine; PC12: rat; MCF7: human).



Anti-PNPO mouse monoclonal antibody ([TA503249]) immunofluorescent staining of COS7 cells transiently transfected by pCMV6-ENTRY PNPO ([RC200133]).