

Product datasheet for **TA503238BM**

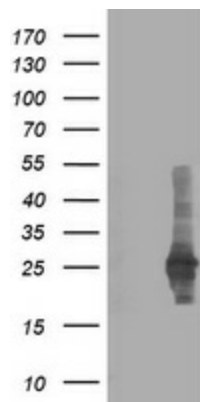
CXorf26 (PBDC1) Mouse Monoclonal Antibody (HRP conjugated) [Clone ID: OTIIF3]

Product data:

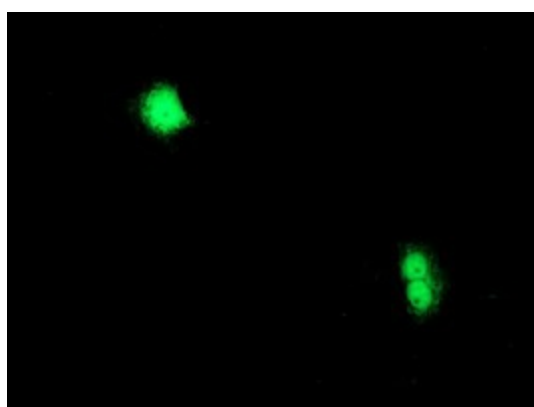
Product Type:	Primary Antibodies
Clone Name:	OTIIF3
Applications:	FC, IF, WB
Recommended Dilution:	WB 1:500, IF 1:100, FLOW 1:100
Reactivity:	Human, Mouse, Rat
Host:	Mouse
Isotype:	IgG1
Clonality:	Monoclonal
Immunogen:	Full length human recombinant protein of human CXorf26(NP_057584) produced in HEK293T cell.
Formulation:	PBS (pH 7.3) containing 1% BSA, 50% glycerol.
Concentration:	0.5 mg/ml
Purification:	Purified from mouse ascites fluids or tissue culture supernatant by affinity chromatography (protein A/G)
Conjugation:	HRP
Storage:	Store at -20°C as received.
Stability:	Stable for 12 months from date of receipt.
Predicted Protein Size:	25.9 kDa
Gene Name:	polysaccharide biosynthesis domain containing 1
Database Link:	NP_057584 Entrez Gene 51260 Human Q9BVG4
Synonyms:	CXorf26



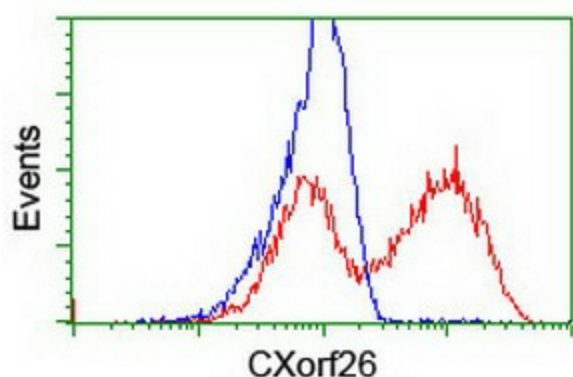
Product images:



HEK293T cells were transfected with the pCMV6-ENTRY control (Left lane) or pCMV6-ENTRY CXorf26 ([RC200095], Right lane) cDNA for 48 hrs and lysed. Equivalent amounts of cell lysates (5 ug per lane) were separated by SDS-PAGE and immunoblotted with anti-CXorf26. Positive lysates [LY413940] (100ug) and [LC413940] (20ug) can be purchased separately from OriGene.



Anti-CXorf26 mouse monoclonal antibody ([TA503238]) immunofluorescent staining of COS7 cells transiently transfected by pCMV6-ENTRY CXorf26 ([RC200095]).



HEK293T cells transfected with either [RC200095] overexpress plasmid (Red) or empty vector control plasmid (Blue) were immunostained by anti-CXorf26 antibody ([TA503238]), and then analyzed by flow cytometry.