

Product datasheet for **TA503178BM**

PNPO Mouse Monoclonal Antibody (HRP conjugated) [Clone ID: OTI2F8]

Product data:

Product Type:	Primary Antibodies
Clone Name:	OTI2F8
Applications:	FC, IF, WB
Recommended Dilution:	WB 1:500, IF 1:100, FLOW 1:100
Reactivity:	Human, Mouse, Rat
Host:	Mouse
Isotype:	IgG1
Clonality:	Monoclonal
Immunogen:	Full length human recombinant protein of human PNPO(NP_060599) produced in HEK293T cell.
Formulation:	PBS (pH 7.3) containing 1% BSA, 50% glycerol.
Concentration:	0.5 mg/ml
Purification:	Purified from mouse ascites fluids or tissue culture supernatant by affinity chromatography (protein A/G)
Conjugation:	HRP
Storage:	Store at -20°C as received.
Stability:	Stable for 12 months from date of receipt.
Predicted Protein Size:	29.8 kDa
Gene Name:	pyridoxamine 5'-phosphate oxidase
Database Link:	NP_060599 Entrez Gene 64533 Rat Entrez Gene 103711 Mouse Entrez Gene 55163 Human Q9NVS9
Background:	The enzyme encoded by this gene catalyzes the terminal, rate-limiting step in the synthesis of pyridoxal 5'-phosphate, also known as vitamin B6. Vitamin B6 is a required co-factor for enzymes involved in both homocysteine metabolism and synthesis of neurotransmitters such as catecholamine. Mutations in this gene result in pyridoxamine 5'-phosphate oxidase (PNPO) deficiency, a form of neonatal epileptic encephalopathy. [provided by RefSeq]. COMPLETENESS: complete on the 3' end.

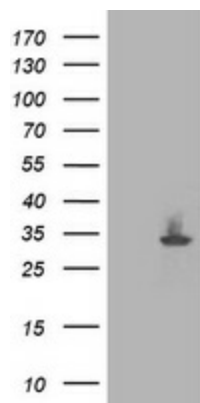


[View online »](#)

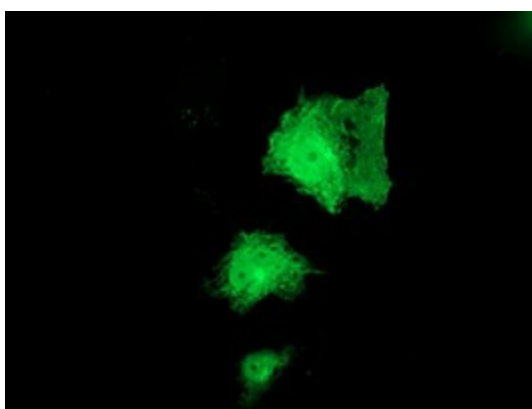
Synonyms: HEL-S-302; PDXPO

Protein Pathways: Metabolic pathways, Vitamin B6 metabolism

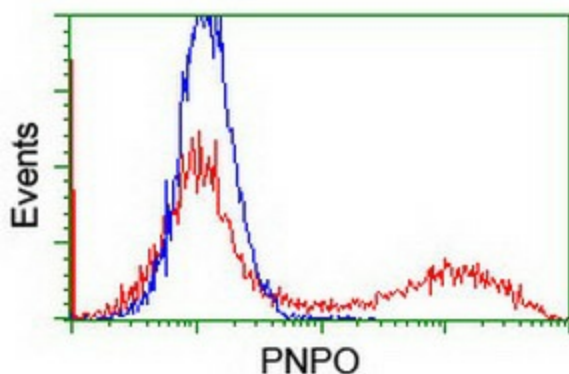
Product images:



HEK293T cells were transfected with the pCMV6-ENTRY control (Left lane) or pCMV6-ENTRY PNPO ([RC200133], Right lane) cDNA for 48 hrs and lysed. Equivalent amounts of cell lysates (5 ug per lane) were separated by SDS-PAGE and immunoblotted with anti-PNPO. Positive lysates [LY413282] (100ug) and [LC413282] (20ug) can be purchased separately from OriGene.



Anti-PNPO mouse monoclonal antibody ([TA503178]) immunofluorescent staining of COS7 cells transiently transfected by pCMV6-ENTRY PNPO ([RC200133]).



HEK293T cells transfected with either [RC200133] overexpress plasmid (Red) or empty vector control plasmid (Blue) were immunostained by anti-PNPO antibody ([TA503178]), and then analyzed by flow cytometry.