

Product datasheet for **TA502947BM**

LGR5 Mouse Monoclonal Antibody (HRP conjugated) [Clone ID: OTI11B5]


Product data:

Product Type:	Primary Antibodies
Clone Name:	OTI11B5
Applications:	FC, IF, WB
Recommended Dilution:	WB 1:500, IF 1:100, FLOW 1:100
Reactivity:	Human, Mouse, Rat
Host:	Mouse
Isotype:	IgG1
Clonality:	Monoclonal
Immunogen:	Human recombinant protein fragment corresponding to amino acids 250-550 of human LGR5 (NP_003658) produced in 293T Cell.
Formulation:	PBS (pH 7.3) containing 1% BSA, 50% glycerol.
Concentration:	0.5 mg/ml
Purification:	Purified from mouse ascites fluids or tissue culture supernatant by affinity chromatography (protein A/G)
Conjugation:	HRP
Storage:	Store at -20°C as received.
Stability:	Stable for 12 months from date of receipt.
Predicted Protein Size:	99.8 kDa
Gene Name:	leucine rich repeat containing G protein-coupled receptor 5
Database Link:	NP_003658 Entrez Gene 14160 Mouse Entrez Gene 299802 Rat Entrez Gene 8549 Human O75473
Synonyms:	FEX; GPR49; GPR67; GRP49; HG38
Protein Families:	Druggable Genome, GPCR, Transmembrane

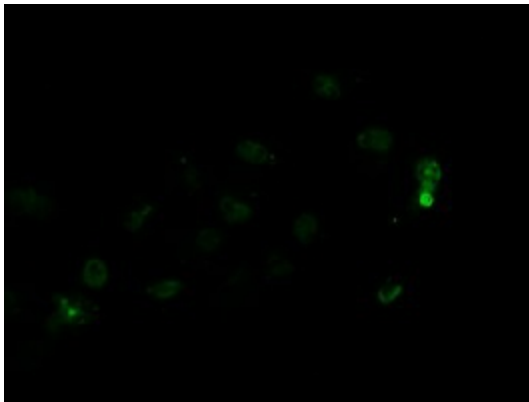


[View online »](#)

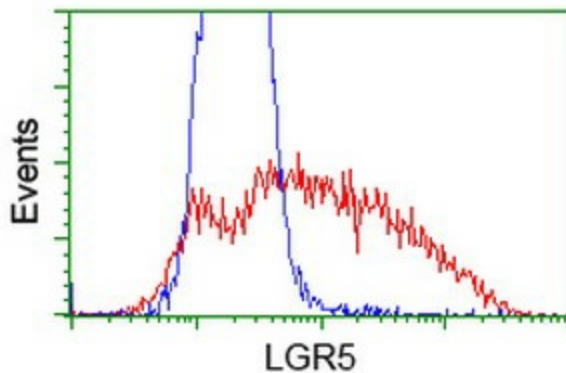
Product images:



HEK293T cells were transfected with the pCMV6-ENTRY control (Left lane) or pCMV6-ENTRY LGR5 ([RC212825], Right lane) cDNA for 48 hrs and lysed. Equivalent amounts of cell lysates (5 ug per lane) were separated by SDS-PAGE and immunoblotted with anti-LGR5. Positive lysates [LY401213] (100ug) and [LC401213] (20ug) can be purchased separately from OriGene.



Anti-LGR5 mouse monoclonal antibody ([TA502947]) immunofluorescent staining of COS7 cells transiently transfected by pCMV6-ENTRY LGR5 ([RC212825]).



HEK293T cells transfected with either [RC212825] overexpress plasmid (Red) or empty vector control plasmid (Blue) were immunostained by anti-LGR5 antibody ([TA502947]), and then analyzed by flow cytometry.