

## Product datasheet for TA502821M

### PNMT Mouse Monoclonal Antibody [Clone ID: OTI2G4]

#### Product data:

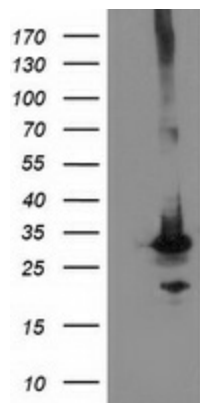
Product Type:	Primary Antibodies
Clone Name:	OTI2G4
Applications:	FC, IF, WB
Recommended Dilution:	WB 1:2000, IF 1:100, FLOW 1:100
Reactivity:	Human, Mouse
Host:	Mouse
Isotype:	IgG1
Clonality:	Monoclonal
Immunogen:	Full length human recombinant protein of human PNMT (NP_002677) produced in HEK293T cell.
Formulation:	PBS (pH 7.3) containing 1% BSA, 50% glycerol and 0.02% sodium azide.
Concentration:	0.44 mg/ml
Purification:	Purified from mouse ascites fluids or tissue culture supernatant by affinity chromatography (protein A/G)
Conjugation:	Unconjugated
Storage:	Store at -20°C as received.
Stability:	Stable for 12 months from date of receipt.
Predicted Protein Size:	30.7 kDa
Gene Name:	phenylethanolamine N-methyltransferase
Database Link:	<a href="#">NP_002677</a> <a href="#">Entrez Gene 18948 Mouse</a> <a href="#">Entrez Gene 5409 Human</a> <a href="#">P11086</a>
Background:	The product of this gene catalyzes the last step of the catecholamine biosynthesis pathway, which methylates norepinephrine to form epinephrine (adrenaline). The enzyme also has beta-carboline 2N-methyltransferase activity. This gene is thought to play a key step in regulating epinephrine production. [provided by RefSeq]
Synonyms:	PENT; PNMTase


[View online »](#)

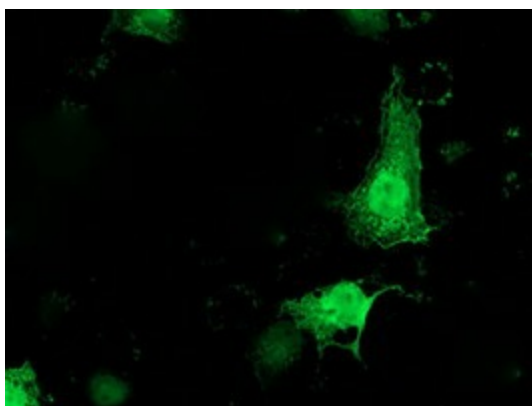
**Protein Families:** Druggable Genome

**Protein Pathways:** Metabolic pathways, Tyrosine metabolism

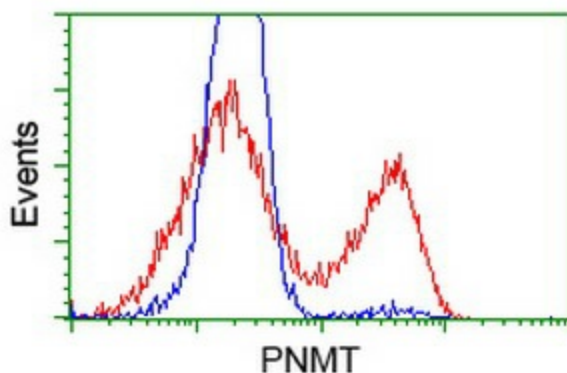
**Product images:**



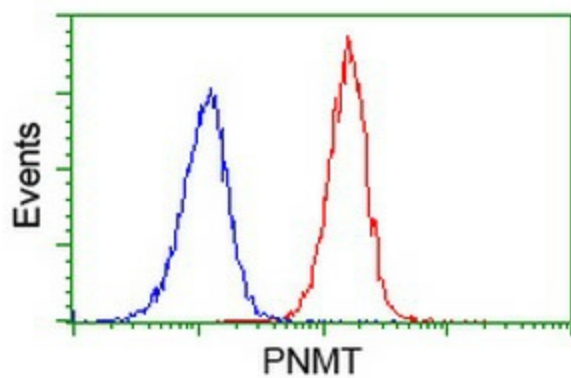
HEK293T cells were transfected with the pCMV6-ENTRY control (Left lane) or pCMV6-ENTRY PNMT ([RC206586], Right lane) cDNA for 48 hrs and lysed. Equivalent amounts of cell lysates (5 ug per lane) were separated by SDS-PAGE and immunoblotted with anti-PNMT. Positive lysates [LY400946] (100ug) and [LC400946] (20ug) can be purchased separately from OriGene.



Anti-PNMT mouse monoclonal antibody ([TA502821]) immunofluorescent staining of COS7 cells transiently transfected by pCMV6-ENTRY PNMT ([RC206586]).



HEK293T cells transfected with either [RC206586] overexpress plasmid (Red) or empty vector control plasmid (Blue) were immunostained by anti-PNMT antibody ([TA502821]), and then analyzed by flow cytometry.



Flow cytometric Analysis of Jurkat cells, using anti-PNMT antibody ([TA502821]), (Red), compared to a nonspecific negative control antibody, (Blue).