

Product datasheet for TA502791M

PNMT Mouse Monoclonal Antibody [Clone ID: OTI2F3]

Product data:

Product Type:	Primary Antibodies
Clone Name:	OTI2F3
Applications:	IF, IHC, WB
Recommended Dilution:	WB 1:2000, IHC 1:150, IF 1:100
Reactivity:	Human, Mouse
Host:	Mouse
Isotype:	IgG1
Clonality:	Monoclonal
Immunogen:	Full length human recombinant protein of human PNMT(NP_002677) produced in HEK293T cell.
Formulation:	PBS (pH 7.3) containing 1% BSA, 50% glycerol and 0.02% sodium azide.
Concentration:	0.62 mg/ml
Purification:	Purified from mouse ascites fluids or tissue culture supernatant by affinity chromatography (protein A/G)
Conjugation:	Unconjugated
Storage:	Store at -20°C as received.
Stability:	Stable for 12 months from date of receipt.
Predicted Protein Size:	30.7 kDa
Gene Name:	phenylethanolamine N-methyltransferase
Database Link:	NP_002677 Entrez Gene 18948 Mouse Entrez Gene 5409 Human P11086
Background:	The product of this gene catalyzes the last step of the catecholamine biosynthesis pathway, which methylates noradrenaline to form epinephrine (adrenaline). The enzyme also has beta-carboline 2N-methyltransferase activity. This gene is thought to play a key step in regulating epinephrine production. [provided by RefSeq]
Synonyms:	PENT; PNMTase

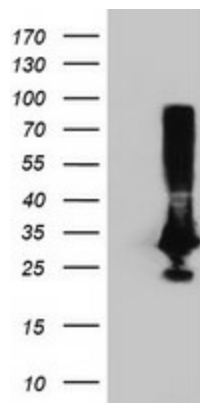


[View online »](#)

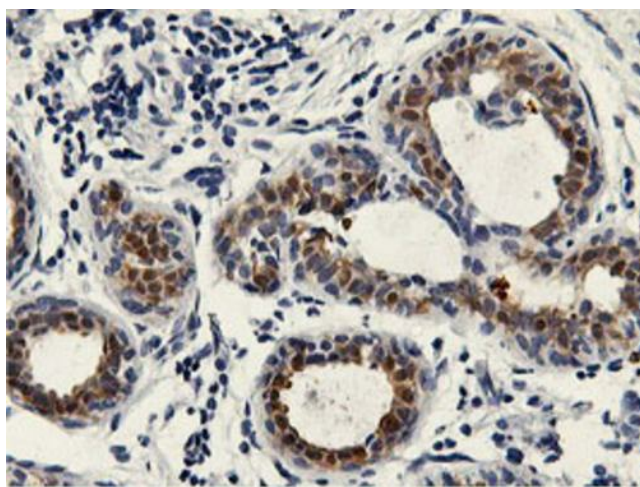
Protein Families: Druggable Genome

Protein Pathways: Metabolic pathways, Tyrosine metabolism

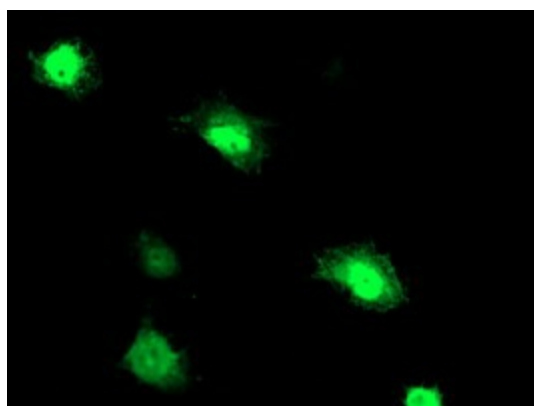
Product images:



HEK293T cells were transfected with the pCMV6-ENTRY control (Left lane) or pCMV6-ENTRY PNMT ([RC206586], Right lane) cDNA for 48 hrs and lysed. Equivalent amounts of cell lysates (5 ug per lane) were separated by SDS-PAGE and immunoblotted with anti-PNMT. Positive lysates [LY400946] (100ug) and [LC400946] (20ug) can be purchased separately from OriGene.



Immunohistochemical staining of paraffin-embedded Human breast tissue within the normal limits using anti-PNMT mouse monoclonal antibody. Heat-induced epitope retrieval by EDTA solution buffer pH 8.0 at 120°C for 3 min.



Anti-PNMT mouse monoclonal antibody ([TA502791]) immunofluorescent staining of COS7 cells transiently transfected by pCMV6-ENTRY PNMT ([RC206586]).