

Product datasheet for **TA502768S**

IKB zeta (NFKBIZ) Mouse Monoclonal Antibody [Clone ID: OTI1E8]

Product data:

Product Type:	Primary Antibodies
Clone Name:	OTI1E8
Applications:	FC, WB
Recommended Dilution:	WB 1:500, FLOW 1:100
Reactivity:	Human, Rat
Host:	Mouse
Isotype:	IgG1
Clonality:	Monoclonal
Immunogen:	Full length human recombinant protein of human NFKBIZ (NP_113607) produced in E.coli.
Formulation:	PBS (pH 7.3) containing 1% BSA, 50% glycerol and 0.02% sodium azide.
Concentration:	0.58 mg/ml
Purification:	Purified from mouse ascites fluids or tissue culture supernatant by affinity chromatography (protein A/G)
Conjugation:	Unconjugated
Storage:	Store at -20°C as received.
Stability:	Stable for 12 months from date of receipt.
Predicted Protein Size:	77.9 kDa
Gene Name:	NFKB inhibitor zeta
Database Link:	NP_113607 Entrez Gene 304005 Rat Entrez Gene 64332 Human Q9BYH8
Background:	This gene is a member of the ankyrin-repeat family and is induced by lipopolysaccharide (LPS). The C-terminal portion of the encoded product which contains the ankyrin repeats, shares high sequence similarity with the I kappa B family of proteins. The latter are known to play a role in inflammatory responses to LPS by their interaction with NF-B proteins through ankyrin-repeat domains. Studies in mouse indicate that this gene product is one of the nuclear I kappa B proteins and an activator of IL-6 production. Two transcript variants encoding different isoforms have been found for this gene. [provided by RefSeq]

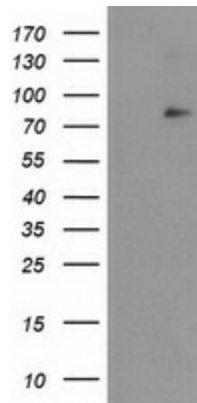


[View online »](#)

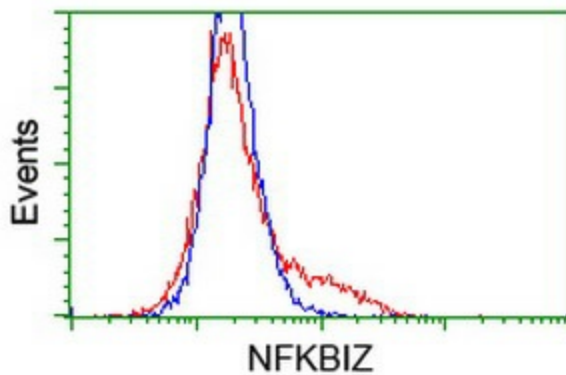
Synonyms: IKBZ; INAP; MAIL

Protein Families: Druggable Genome

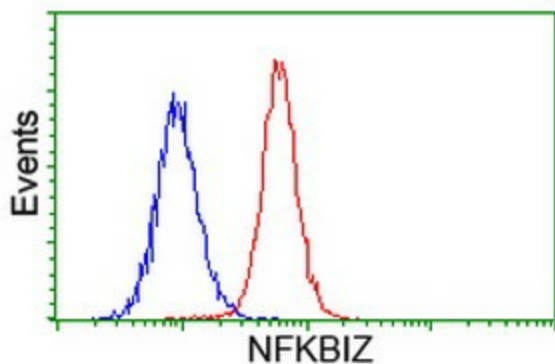
Product images:



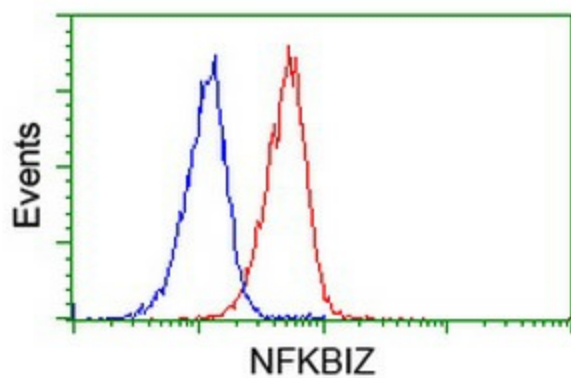
HEK293T cells were transfected with the pCMV6-ENTRY control (Cat# [PS100001], Left lane) or pCMV6-ENTRY NFKBIZ (Cat# [RC219121], Right lane) cDNA for 48 hrs and lysed. Equivalent amounts of cell lysates (5 ug per lane) were separated by SDS-PAGE and immunoblotted with anti-NFKBIZ (Cat# [TA502768]). Positive lysates [LY410530] (100ug) and [LC410530] (20ug) can be purchased separately from OriGene.



HEK293T cells transfected with either [RC219121] overexpress plasmid (Red) or empty vector control plasmid (Blue) were immunostained by anti-NFKBIZ antibody ([TA502768]), and then analyzed by flow cytometry.



Flow cytometric Analysis of HeLa cells, using anti-NFKBIZ antibody ([TA502768]), (Red), compared to a nonspecific negative control antibody (TA50011), (Blue).



Flow cytometric Analysis of Jurkat cells, using anti-NFKBIZ antibody ([TA502768]), (Red), compared to a nonspecific negative control antibody (TA50011), (Blue).