

Product datasheet for **TA502760BM**

DNAJB2 Mouse Monoclonal Antibody (HRP conjugated) [Clone ID: OTI4D12]

Product data:

Product Type:	Primary Antibodies
Clone Name:	OTI4D12
Applications:	FC, IF, WB
Recommended Dilution:	WB 1:2000, IF 1:100, FLOW 1:100
Reactivity:	Human, Mouse, Rat
Host:	Mouse
Isotype:	IgG1
Clonality:	Monoclonal
Immunogen:	Full length human recombinant protein of human DNAJB2 (NP_001034639) produced in HEK293T cell.
Formulation:	PBS (pH 7.3) containing 1% BSA, 50% glycerol.
Concentration:	0.5 mg/ml
Purification:	Purified from mouse ascites fluids or tissue culture supernatant by affinity chromatography (protein A/G)
Conjugation:	HRP
Storage:	Store at -20°C as received.
Stability:	Stable for 12 months from date of receipt.
Predicted Protein Size:	30.4 kDa
Gene Name:	Dnaj heat shock protein family (Hsp40) member B2
Database Link:	NP_001034639 Entrez Gene 3300 Human P25686



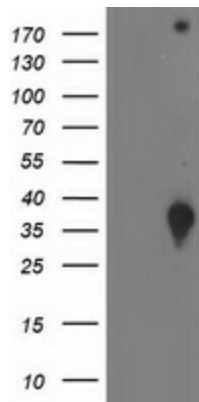
[View online »](#)

Background:

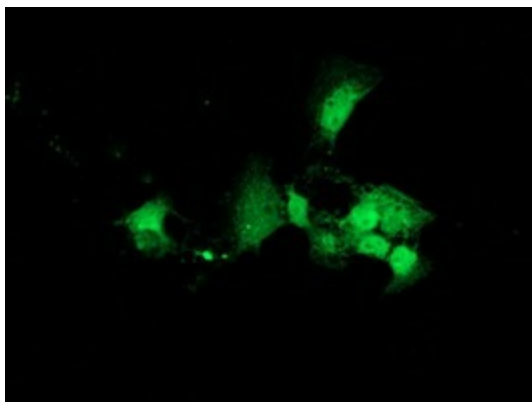
The protein encoded by this gene is a member of the alcohol dehydrogenase family. Members of this enzyme family metabolize a wide variety of substrates, including ethanol, retinol, other aliphatic alcohols, hydroxysteroids, and lipid peroxidation products. This encoded protein, consisting of several homo- and heterodimers of alpha, beta, and gamma subunits, exhibits high activity for ethanol oxidation and plays a major role in ethanol catabolism. Three genes encoding alpha, beta and gamma subunits are tandemly organized in a genomic segment as a gene cluster. [provided by RefSeq]

Synonyms:

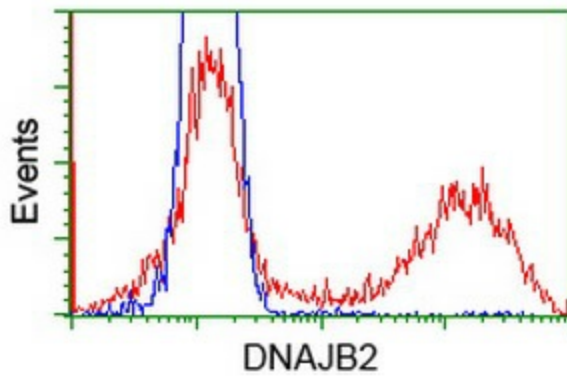
CMT2T; DSMA5; HSJ-1; HSJ1; HSPF3

Product images:

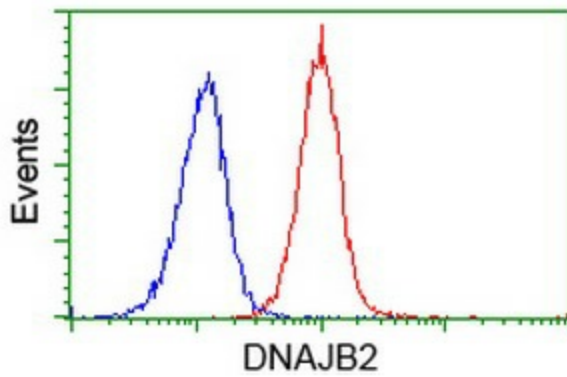
HEK293T cells were transfected with the pCMV6-ENTRY control (Cat# [PS100001], Left lane) or pCMV6-ENTRY DNAJB2 (Cat# [RC206769], Right lane) cDNA for 48 hrs and lysed. Equivalent amounts of cell lysates (5 ug per lane) were separated by SDS-PAGE and immunoblotted with anti-DNAJB2 (Cat# [TA502760]). Positive lysates [LY422070] (100ug) and [LC422070] (20ug) can be purchased separately from OriGene.



Anti-DNAJB2 mouse monoclonal antibody ([TA502760]) immunofluorescent staining of COS7 cells transiently transfected by pCMV6-ENTRY DNAJB2 ([RC206769]).



HEK293T cells transfected with either [RC206769] overexpress plasmid (Red) or empty vector control plasmid (Blue) were immunostained by anti-DNAJB2 antibody ([TA502760]), and then analyzed by flow cytometry.



Flow cytometric Analysis of Jurkat cells, using anti-DNAJB2 antibody ([TA502760]), (Red), compared to a nonspecific negative control antibody, (Blue).