

Product datasheet for **TA502607BM**

Destrin (DSTN) Mouse Monoclonal Antibody (HRP conjugated) [Clone ID: OTI2E10]

Product data:

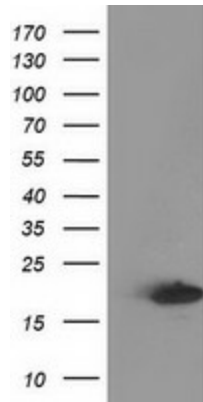
Product Type:	Primary Antibodies
Clone Name:	OTI2E10
Applications:	FC, IF, WB
Recommended Dilution:	WB 1:1000~2000, IF 1:100, FLOW 1:100
Reactivity:	Human, Dog, Monkey, Mouse
Host:	Mouse
Isotype:	IgG1
Clonality:	Monoclonal
Immunogen:	Full length human recombinant protein of human DSTN (NP_006861) produced in HEK293T cell.
Formulation:	PBS (pH 7.3) containing 1% BSA, 50% glycerol.
Concentration:	0.5 mg/ml
Purification:	Purified from mouse ascites fluids or tissue culture supernatant by affinity chromatography (protein A/G)
Conjugation:	HRP
Storage:	Store at -20°C as received.
Stability:	Stable for 12 months from date of receipt.
Predicted Protein Size:	18.3 kDa
Gene Name:	destrin, actin depolymerizing factor
Database Link:	NP_006861 Entrez Gene 477147 Dog Entrez Gene 695969 Monkey Entrez Gene 11034 Human P60981
Background:	The product of this gene belongs to the actin-binding proteins ADF family. This family of proteins is responsible for enhancing the turnover rate of actin in vivo. This gene encodes the actin depolymerizing protein that severs actin filaments (F-actin) and binds to actin monomers (G-actin). Two transcript variants encoding distinct isoforms have been identified for this gene. [provided by RefSeq, Jul 2008]



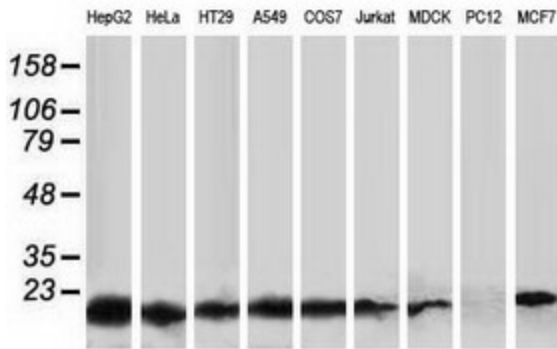
[View online »](#)

Synonyms: ACTDP; ADF; bA462D18.2; HEL32

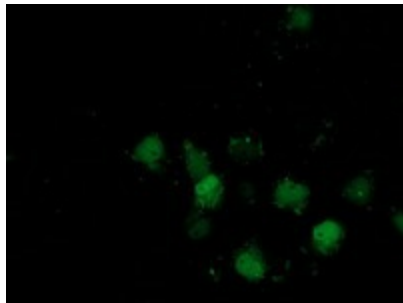
Product images:



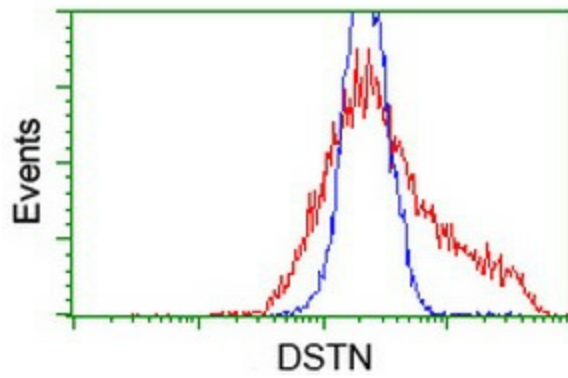
HEK293T cells were transfected with the pCMV6-ENTRY control (Left lane) or pCMV6-ENTRY DSTN ([RC203419], Right lane) cDNA for 48 hrs and lysed. Equivalent amounts of cell lysates (5 ug per lane) were separated by SDS-PAGE and immunoblotted with anti-DSTN. Positive lysates [LY402051] (100ug) and [LC402051] (20ug) can be purchased separately from OriGene.



Western blot analysis of extracts (35ug) from 9 different cell lines by using anti-DSTN monoclonal antibody (HepG2: human; HeLa: human; SVT2: mouse; A549: human; COS7: monkey; Jurkat: human; MDCK: canine; PC12: rat; MCF7: human).



Anti-DSTN mouse monoclonal antibody ([TA502607]) immunofluorescent staining of COS7 cells transiently transfected by pCMV6-ENTRY DSTN ([RC203419]).



HEK293T cells transfected with either [RC203419] overexpress plasmid (Red) or empty vector control plasmid (Blue) were immunostained by anti-DSTN antibody ([TA502607]), and then analyzed by flow cytometry.