

Product datasheet for **TA502600BM**

ANKRD53 Mouse Monoclonal Antibody (HRP conjugated) [Clone ID: OTI1C10]

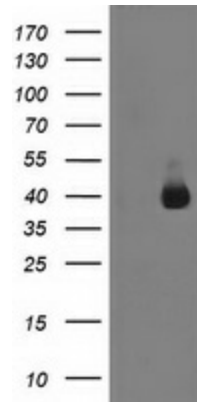
Product data:

Product Type:	Primary Antibodies
Clone Name:	OTI1C10
Applications:	FC, IF, WB
Recommended Dilution:	WB 1:2000, IF 1:100, FLOW 1:100
Reactivity:	Human
Host:	Mouse
Isotype:	IgG2b
Clonality:	Monoclonal
Immunogen:	Human recombinant protein fragment corresponding to amino acids 1-300 of human ANKRD53 (NP_079209) produced in E.coli.
Formulation:	PBS (pH 7.3) containing 1% BSA, 50% glycerol.
Concentration:	0.5 mg/ml
Purification:	Purified from mouse ascites fluids or tissue culture supernatant by affinity chromatography (protein A/G)
Conjugation:	HRP
Storage:	Store at -20°C as received.
Stability:	Stable for 12 months from date of receipt.
Predicted Protein Size:	38 kDa
Gene Name:	ankyrin repeat domain 53
Database Link:	NP_079209 Entrez Gene 79998 Human Q8N9V6
Synonyms:	FLJ12056; FLJ36160

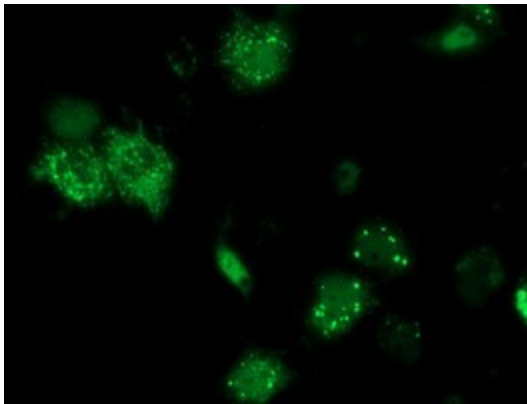


[View online »](#)

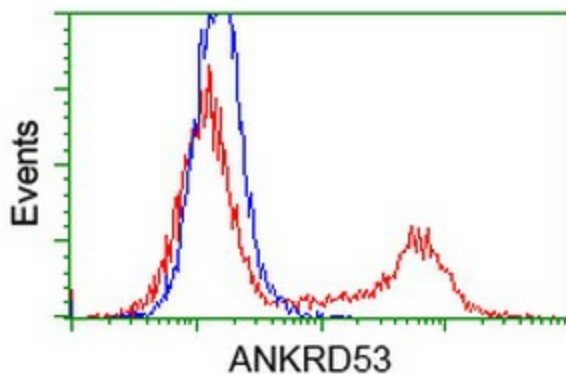
Product images:



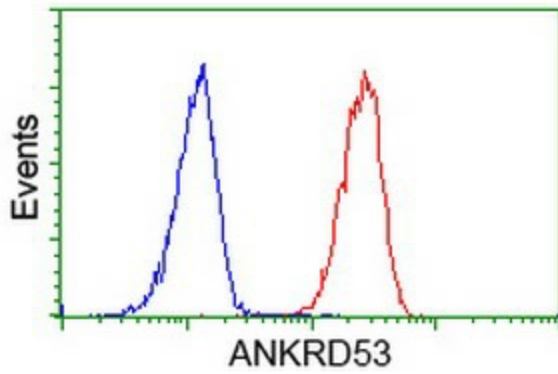
HEK293T cells were transfected with the pCMV6-ENTRY control (Left lane) or pCMV6-ENTRY ANKRD53 ([RC206701], Right lane) cDNA for 48 hrs and lysed. Equivalent amounts of cell lysates (5 ug per lane) were separated by SDS-PAGE and immunoblotted with anti-ANKRD53. Positive lysates [LY410969] (100ug) and [LC410969] (20ug) can be purchased separately from OriGene.



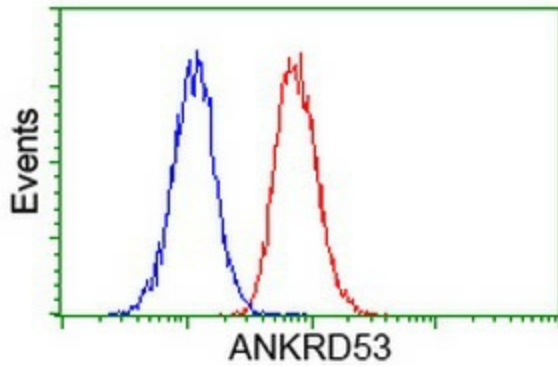
Anti-ANKRD53 mouse monoclonal antibody ([TA502600]) immunofluorescent staining of COS7 cells transiently transfected by pCMV6-ENTRY ANKRD53 ([RC206701]).



HEK293T cells transfected with either [RC206701] overexpress plasmid (Red) or empty vector control plasmid (Blue) were immunostained by anti-ANKRD53 antibody ([TA502600]), and then analyzed by flow cytometry.



Flow cytometric Analysis of HeLa cells, using anti-ANKRD53 antibody ([TA502600]), (Red), compared to a nonspecific negative control antibody (TA50011), (Blue).



Flow cytometric Analysis of Jurkat cells, using anti-ANKRD53 antibody ([TA502600]), (Red), compared to a nonspecific negative control antibody (TA50011), (Blue).