

Product datasheet for **TA502570M**

HOXC11 Mouse Monoclonal Antibody [Clone ID: OTI4E12]

Product data:

Product Type:	Primary Antibodies
Clone Name:	OTI4E12
Applications:	FC, IF, WB
Recommended Dilution:	WB 1:500, IF 1:100, FLOW 1:100
Reactivity:	Human, Mouse, Rat
Host:	Mouse
Isotype:	IgG2a
Clonality:	Monoclonal
Immunogen:	Full length human recombinant protein of human HOXC11(NP_055027) produced in E.coli.
Formulation:	PBS (pH 7.3) containing 1% BSA, 50% glycerol and 0.02% sodium azide.
Concentration:	0.28 mg/ml
Purification:	Purified from mouse ascites fluids or tissue culture supernatant by affinity chromatography (protein A/G)
Conjugation:	Unconjugated
Storage:	Store at -20°C as received.
Stability:	Stable for 12 months from date of receipt.
Predicted Protein Size:	33.6 kDa
Gene Name:	homeobox C11
Database Link:	NP_055027 Entrez Gene 3227 Human O43248

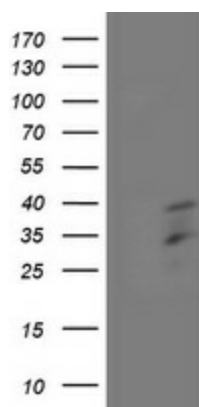
[View online »](#)

Background:

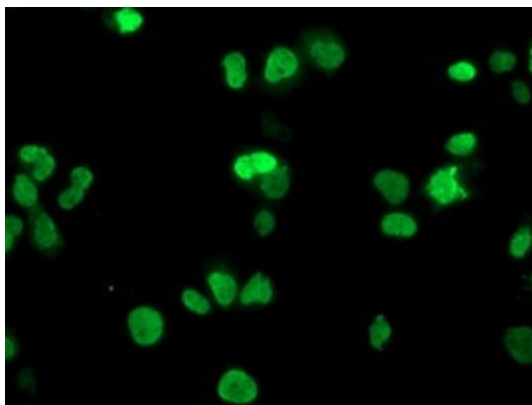
This gene belongs to the homeobox family of genes. The homeobox genes encode a highly conserved family of transcription factors that play an important role in morphogenesis in all multicellular organisms. Mammals possess four similar homeobox gene clusters, HOXA, HOXB, HOXC and HOXD, which are located on different chromosomes and consist of 9 to 11 genes arranged in tandem. This gene is one of several homeobox HOXC genes located in a cluster on chromosome 12. The product of this gene binds to a promoter element of the lactase-phlorizin hydrolase. It also may play a role in early intestinal development. An alternatively spliced variant encoding a shorter isoform has been described but its full-length nature has not been determined. [provided by RefSeq]. COMPLETENESS: complete on the 3' end.

Synonyms:

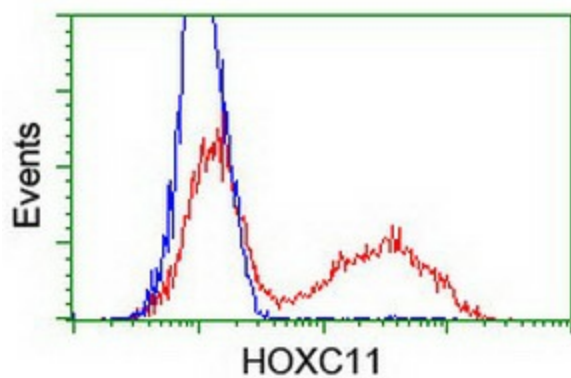
HOX3H

Product images:


HEK293T cells were transfected with the pCMV6-ENTRY control (Left lane) or pCMV6-ENTRY HOXC11 ([RC201475], Right lane) cDNA for 48 hrs and lysed. Equivalent amounts of cell lysates (5 ug per lane) were separated by SDS-PAGE and immunoblotted with anti-HOXC11. Positive lysates [LY415427] (100ug) and [LC415427] (20ug) can be purchased separately from OriGene.



Anti-HOXC11 mouse monoclonal antibody ([TA502570]) immunofluorescent staining of COS7 cells transiently transfected by pCMV6-ENTRY HOXC11 ([RC201475]).



HEK293T cells transfected with either [RC201475] overexpress plasmid (Red) or empty vector control plasmid (Blue) were immunostained by anti-HOXC11 antibody ([TA502570]), and then analyzed by flow cytometry.