

Product datasheet for **TA502567AM**

NDUFB9 Mouse Monoclonal Antibody (Biotin conjugated) [Clone ID: OTI8B7]

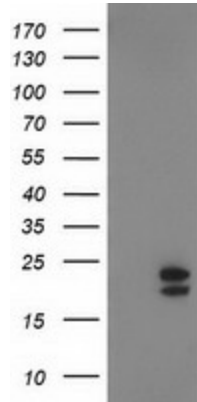
Product data:

Product Type:	Primary Antibodies
Clone Name:	OTI8B7
Applications:	FC, WB
Recommended Dilution:	WB 1:1000~2000, FLOW 1:100
Reactivity:	Human, Monkey, Mouse, Rat
Host:	Mouse
Isotype:	IgG2b
Clonality:	Monoclonal
Immunogen:	Human fragment corresponding to amino acids 3-179 of human NDUFB9 (NP_001893) produced in E.coli.
Formulation:	PBS (pH 7.3) containing 1% BSA, 50% glycerol and 0.02% sodium azide.
Concentration:	0.5 mg/ml
Purification:	Purified from mouse ascites fluids or tissue culture supernatant by affinity chromatography (protein A/G)
Conjugation:	Biotin
Storage:	Store at -20°C as received.
Stability:	Stable for 12 months from date of receipt.
Predicted Protein Size:	21.7 kDa
Gene Name:	NADH:ubiquinone oxidoreductase subunit B9
Database Link:	NP_004996 Entrez Gene 66218 Mouse Entrez Gene 299954 Rat Entrez Gene 711387 Monkey Entrez Gene 4715 Human Q9Y6M9
Synonyms:	B22; CI-B22; LYRM3; UQOR22
Protein Pathways:	Alzheimer's disease, Huntington's disease, Metabolic pathways, Oxidative phosphorylation, Parkinson's disease

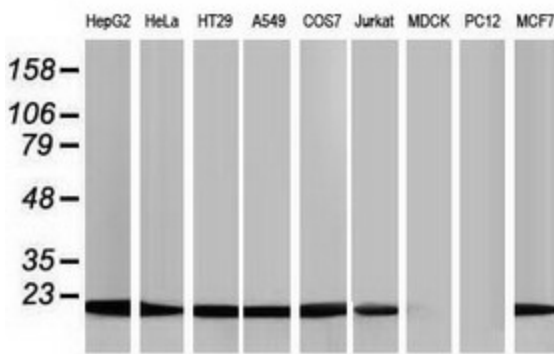


[View online »](#)

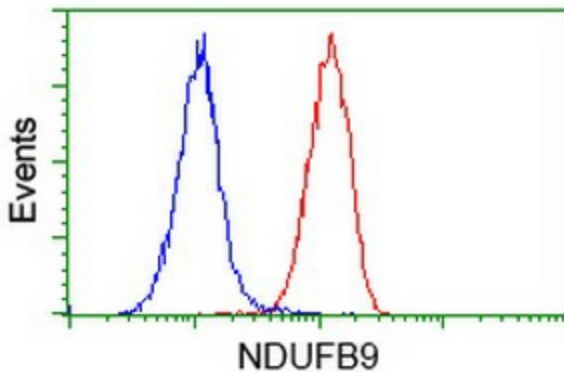
Product images:



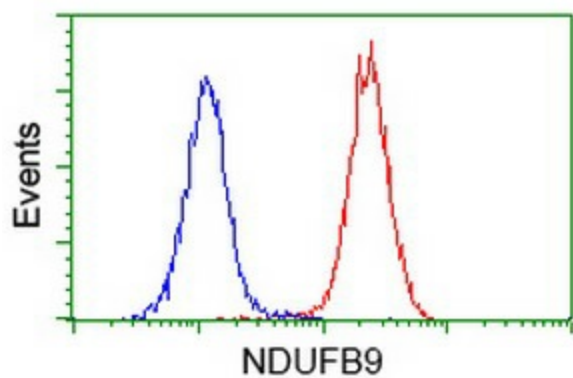
HEK293T cells were transfected with the pCMV6-ENTRY control (Left lane) or pCMV6-ENTRY NDUFB9 ([RC200223], Right lane) cDNA for 48 hrs and lysed. Equivalent amounts of cell lysates (5 ug per lane) were separated by SDS-PAGE and immunoblotted with anti-NDUFB9. Positive lysates [LY417578] (100ug) and [LC417578] (20ug) can be purchased separately from OriGene.



Western blot analysis of extracts (35ug) from 9 different cell lines by using anti-NDUFB9 monoclonal antibody.



Flow cytometric Analysis of HeLa cells, using anti-NDUFB9 antibody ([TA502567]), (Red), compared to a nonspecific negative control antibody (TA50011), (Blue).



Flow cytometric Analysis of Jurkat cells, using anti-NDUFB9 antibody ([TA502567]), (Red), compared to a nonspecific negative control antibody (TA50011), (Blue).