

Product datasheet for **TA502553**

NDUFB9 Mouse Monoclonal Antibody [Clone ID: OTI4F8]

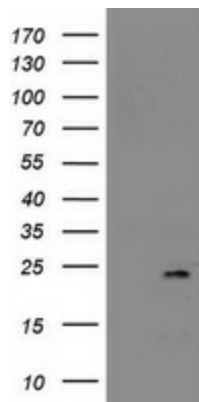
Product data:

Product Type:	Primary Antibodies
Clone Name:	OTI4F8
Applications:	IHC, WB
Recommended Dilution:	WB 1:2000, IHC 1:500
Reactivity:	Human, Dog, Rat, Mouse
Host:	Mouse
Isotype:	IgG1
Clonality:	Monoclonal
Immunogen:	Human recombinant protein fragment corresponding to amino acids 3-179 of human NDUFB9 (NP_001893) produced in E.coli.
Formulation:	PBS (pH 7.3) containing 1% BSA, 50% glycerol and 0.02% sodium azide.
Concentration:	1 mg/ml
Purification:	Purified from mouse ascites fluids or tissue culture supernatant by affinity chromatography (protein A/G)
Conjugation:	Unconjugated
Storage:	Store at -20°C as received.
Stability:	Stable for 12 months from date of receipt.
Predicted Protein Size:	21.7 kDa
Gene Name:	NADH:ubiquinone oxidoreductase subunit B9
Database Link:	NP_004996 Entrez Gene 66218 Mouse Entrez Gene 299954 Rat Entrez Gene 475094 Dog Entrez Gene 4715 Human Q9Y6M9
Synonyms:	B22; CI-B22; LYRM3; UQOR22
Protein Pathways:	Alzheimer's disease, Huntington's disease, Metabolic pathways, Oxidative phosphorylation, Parkinson's disease

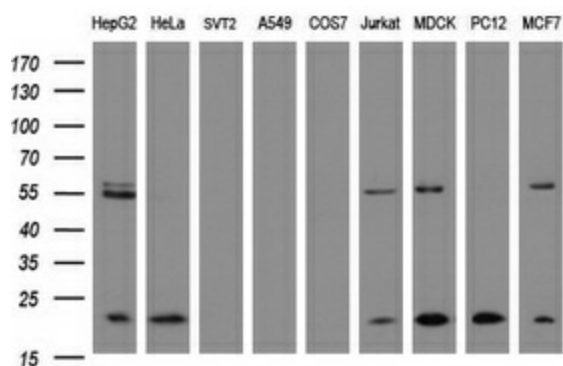


[View online »](#)

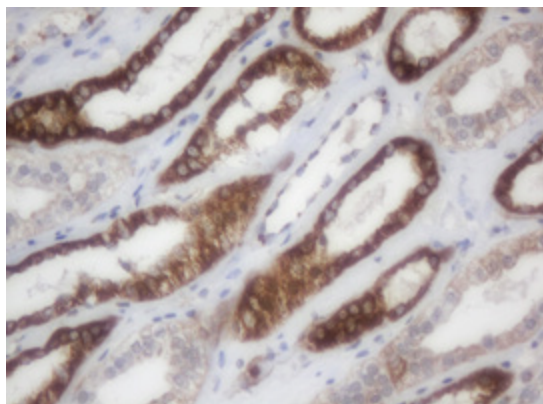
Product images:



HEK293T cells were transfected with the pCMV6-ENTRY control (Left lane) or pCMV6-ENTRY NDUFB9 ([RC200223], Right lane) cDNA for 48 hrs and lysed. Equivalent amounts of cell lysates (5 ug per lane) were separated by SDS-PAGE and immunoblotted with anti-NDUFB9. Positive lysates [LY417578] (100ug) and [LC417578] (20ug) can be purchased separately from OriGene.



Western blot analysis of extracts (35ug) from 9 different cell lines by using anti-NDUFB9 monoclonal antibody (HepG2: human; HeLa: human; SVT2: mouse; A549: human; COS7: monkey; Jurkat: human; MDCK: canine; PC12: rat; MCF7: human).



Immunohistochemical staining of paraffin-embedded Human Kidney tissue within the normal limits using anti-NDUFB9 mouse monoclonal antibody. (Heat-induced epitope retrieval by 10mM citric buffer, pH6.0, 120°C for 3min, TA502553)