

Product datasheet for **TA502493BM**

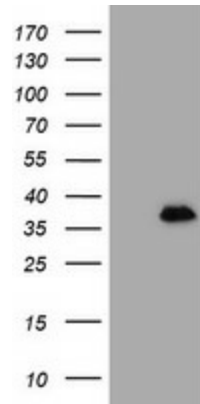
MAGEB18 Mouse Monoclonal Antibody (HRP conjugated) [Clone ID: OT11F5]

Product data:

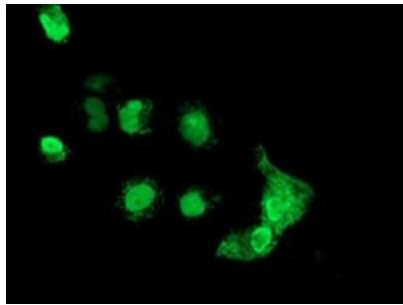
Product Type:	Primary Antibodies
Clone Name:	OT11F5
Applications:	FC, IF, WB
Recommended Dilution:	WB 1:2000, IF 1:100, FLOW 1:100
Reactivity:	Human
Host:	Mouse
Isotype:	IgG2a
Clonality:	Monoclonal
Immunogen:	Full length human recombinant protein of human MAGEB18 (NP_775970) produced in HEK293T cell.
Formulation:	PBS (pH 7.3) containing 1% BSA, 50% glycerol.
Concentration:	0.5 mg/ml
Purification:	Purified from mouse ascites fluids or tissue culture supernatant by affinity chromatography (protein A/G)
Conjugation:	HRP
Storage:	Store at -20°C as received.
Stability:	Stable for 12 months from date of receipt.
Predicted Protein Size:	38.3 kDa
Gene Name:	MAGE family member B18
Database Link:	NP_775970 Entrez Gene 286514 Human Q96M61
Synonyms:	MGC33889



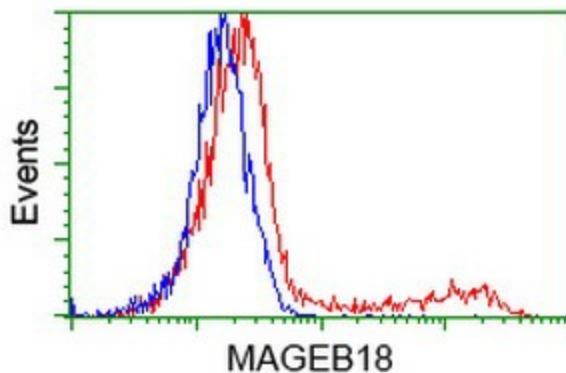
[View online »](#)

Product images:

HEK293T cells were transfected with the pCMV6-ENTRY control (Left lane) or pCMV6-ENTRY MAGEB18 ([RC206329], Right lane) cDNA for 48 hrs and lysed. Equivalent amounts of cell lysates (5 ug per lane) were separated by SDS-PAGE and immunoblotted with anti-MAGEB18. Positive lysates [LY406567] (100ug) and [LC406567] (20ug) can be purchased separately from OriGene.



Anti-MAGEB18 mouse monoclonal antibody ([TA502493]) immunofluorescent staining of COS7 cells transiently transfected by pCMV6-ENTRY MAGEB18 ([RC206329]).



HEK293T cells transfected with either [RC206329] overexpress plasmid (Red) or empty vector control plasmid (Blue) were immunostained by anti-MAGEB18 antibody ([TA502493]), and then analyzed by flow cytometry.