

## Product datasheet for **TA502397M**

### ZFAND2B Mouse Monoclonal Antibody [Clone ID: OTI2E11]

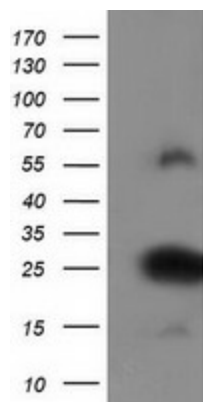
#### Product data:

Product Type:	Primary Antibodies
Clone Name:	OTI2E11
Applications:	FC, IF, WB
Recommended Dilution:	WB 1:2000, IF 1:100, FLOW 1:100
Reactivity:	Human, Mouse, Rat
Host:	Mouse
Isotype:	IgG1
Clonality:	Monoclonal
Immunogen:	Full length human recombinant protein of human ZFAND2B (NP_620157) produced in HEK293T cell.
Formulation:	PBS (pH 7.3) containing 1% BSA, 50% glycerol and 0.02% sodium azide.
Concentration:	0.88 mg/ml
Purification:	Purified from mouse ascites fluids or tissue culture supernatant by affinity chromatography (protein A/G)
Conjugation:	Unconjugated
Storage:	Store at -20°C as received.
Stability:	Stable for 12 months from date of receipt.
Predicted Protein Size:	27.8 kDa
Gene Name:	zinc finger AN1-type containing 2B
Database Link:	<a href="#">NP_620157</a> <a href="#">Entrez Gene 130617 Human</a> <a href="#">Q8WV99</a>
Synonyms:	AIRAPL

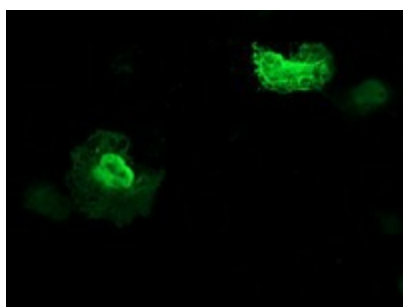


[View online »](#)

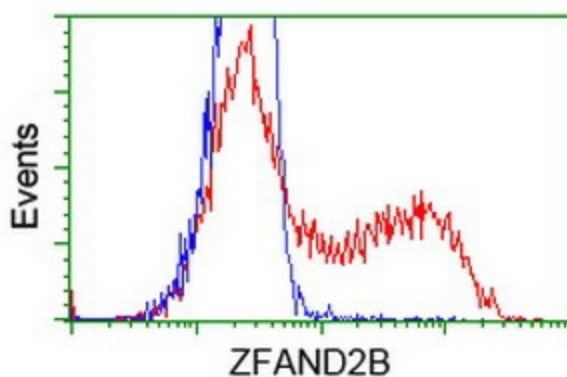
## Product images:



HEK293T cells were transfected with the pCMV6-ENTRY control (Left lane) or pCMV6-ENTRY ZFAND2B ([RC203822], Right lane) cDNA for 48 hrs and lysed. Equivalent amounts of cell lysates (5 ug per lane) were separated by SDS-PAGE and immunoblotted with anti-ZFAND2B. Positive lysates [LY408488] (100ug) and [LC408488] (20ug) can be purchased separately from OriGene.



Anti-ZFAND2B mouse monoclonal antibody ([TA502397]) immunofluorescent staining of COS7 cells transiently transfected by pCMV6-ENTRY ZFAND2B ([RC203822]).



HEK293T cells transfected with either [RC203822] overexpress plasmid (Red) or empty vector control plasmid (Blue) were immunostained by anti-ZFAND2B antibody ([TA502397]), and then analyzed by flow cytometry.