

## Product datasheet for **TA502386**

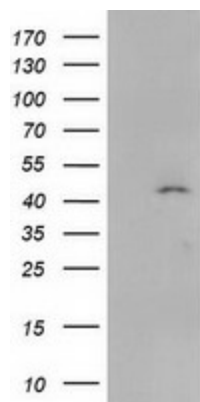
### **SERPINB4 Mouse Monoclonal Antibody [Clone ID: OTI4C8]**

#### **Product data:**

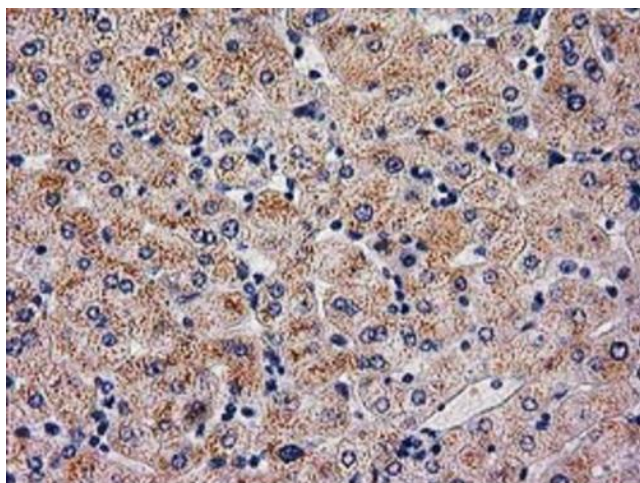
<b>Product Type:</b>	Primary Antibodies
<b>Clone Name:</b>	OTI4C8
<b>Applications:</b>	IHC, WB
<b>Recommended Dilution:</b>	WB 1:500, IHC 1:150
<b>Reactivity:</b>	Human
<b>Host:</b>	Mouse
<b>Isotype:</b>	IgG1
<b>Clonality:</b>	Monoclonal
<b>Immunogen:</b>	Full length human recombinant protein of human SERPINB4 (NP_002965) produced in HEK293T cell.
<b>Formulation:</b>	PBS (pH 7.3) containing 1% BSA, 50% glycerol and 0.02% sodium azide.
<b>Concentration:</b>	0.66 mg/ml
<b>Purification:</b>	Purified from mouse ascites fluids or tissue culture supernatant by affinity chromatography (protein A/G)
<b>Conjugation:</b>	Unconjugated
<b>Storage:</b>	Store at -20°C as received.
<b>Stability:</b>	Stable for 12 months from date of receipt.
<b>Predicted Protein Size:</b>	44.7 kDa
<b>Gene Name:</b>	serpin family B member 4
<b>Database Link:</b>	<a href="#">NP_002965</a> <a href="#">Entrez Gene 6318 Human</a> <a href="#">P48594</a>
<b>Synonyms:</b>	LEUPIN; PI11; SCCA-2; SCCA1; SCCA2
<b>Protein Families:</b>	Druggable Genome, Secreted Protein



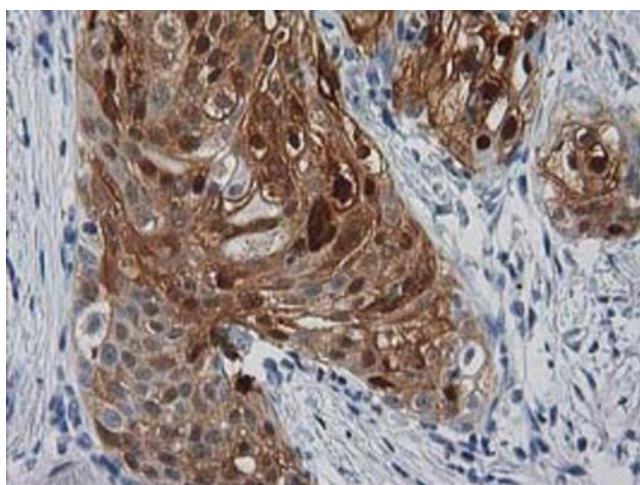
[View online »](#)

**Product images:**

HEK293T cells were transfected with the pCMV6-ENTRY control (Cat# [PS100001], Left lane) or pCMV6-ENTRY SERPINB4 (Cat# [RC205612], Right lane) cDNA for 48 hrs and lysed. Equivalent amounts of cell lysates (5 ug per lane) were separated by SDS-PAGE and immunoblotted with anti-SERPINB4 (Cat# TA502386). Positive lysates [LY418979] (100ug) and [LC418979] (20ug) can be purchased separately from OriGene.



Immunohistochemical staining of paraffin-embedded Human liver tissue within the normal limits using anti-SERPINB4 mouse monoclonal antibody. Heat-induced epitope retrieval by EDTA solution buffer pH 8.0 at 120°C for 3 min.



Immunohistochemical staining of paraffin-embedded Carcinoma of Human pancreas tissue using anti-SERPINB4 mouse monoclonal antibody. Heat-induced epitope retrieval by EDTA solution buffer pH 8.0 at 120°C for 3 min.