

Product datasheet for **TA502348S**

Hsp40 (DNAJB1) Mouse Monoclonal Antibody [Clone ID: OTI1H8]

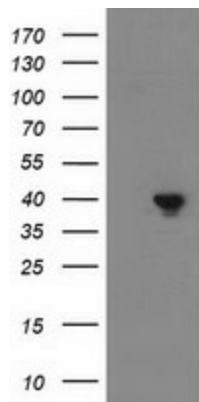
Product data:

Product Type:	Primary Antibodies
Clone Name:	OTI1H8
Applications:	FC, WB
Recommended Dilution:	WB 1:2000, FLOW 1:100
Reactivity:	Human, Mouse, Rat
Host:	Mouse
Isotype:	IgG2b
Clonality:	Monoclonal
Immunogen:	Full length human recombinant protein of human DNAJB1 (NP_006136) produced in HEK293T cell.
Formulation:	PBS (pH 7.3) containing 1% BSA, 50% glycerol and 0.02% sodium azide.
Concentration:	1 mg/ml
Purification:	Purified from mouse ascites fluids or tissue culture supernatant by affinity chromatography (protein A/G)
Conjugation:	Unconjugated
Storage:	Store at -20°C as received.
Stability:	Stable for 12 months from date of receipt.
Predicted Protein Size:	37.9 kDa
Gene Name:	Dnaj heat shock protein family (Hsp40) member B1
Database Link:	NP_006136 Entrez Gene 81489 Mouse Entrez Gene 361384 Rat Entrez Gene 3337 Human P25685
Synonyms:	Hdj1; Hsp40; HSPF1; RSPH16B; Sis1

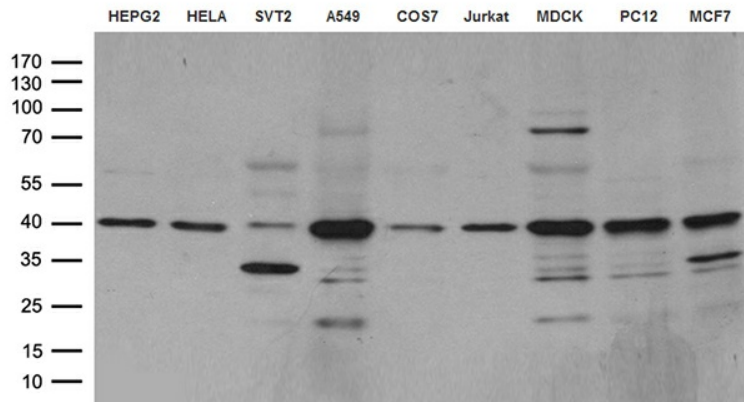


[View online »](#)

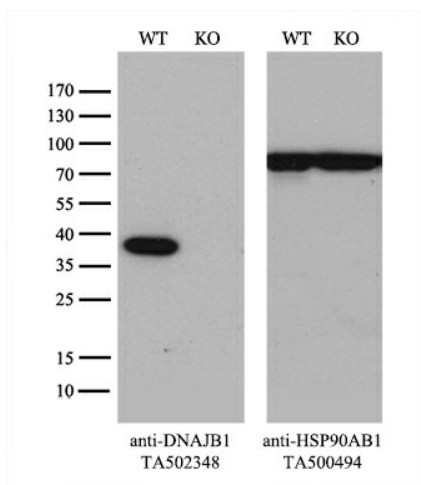
Product images:



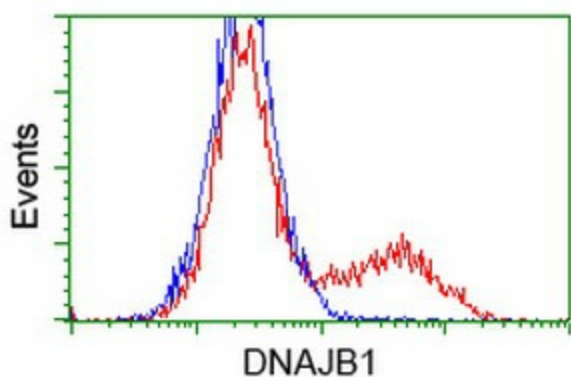
HEK293T cells were transfected with the pCMV6-ENTRY control (Left lane) or pCMV6-ENTRY DNAJB1 ([RC201762], Right lane) cDNA for 48 hrs and lysed. Equivalent amounts of cell lysates (5 ug per lane) were separated by SDS-PAGE and immunoblotted with anti-DNAJB1. Positive lysates [LY401851] (100ug) and [LC401851] (20ug) can be purchased separately from OriGene.



Western blot analysis of extracts (35ug) from 9 different cell lines by using anti-DNAJB1 monoclonal antibody (HepG2: human; HeLa: human; SVT2: mouse; A549: human; COS7: monkey; Jurkat: human; MDCK: canine; PC12: rat; MCF7: human) (1:200).



Equivalent amounts of cell lysates (10 ug per lane) of wild-type 293T cells (WT, Cat# LC810293T) and DNAJB1-Knockout 293T cells (KO, Cat# [LC811758]) were separated by SDS-PAGE and immunoblotted with anti-DNAJB1 monoclonal antibody [TA502348], (1:500). Then the blotted membrane was stripped and reprobed with anti-HSP90AB1 antibody ([TA500494]) as a loading control.



HEK293T cells transfected with either [RC201762] overexpress plasmid (Red) or empty vector control plasmid (Blue) were immunostained by anti-DNAJB1 antibody ([TA502348]), and then analyzed by flow cytometry.