

Product datasheet for **TA502278S**

MMAA Mouse Monoclonal Antibody [Clone ID: OTI3A3]

Product data:

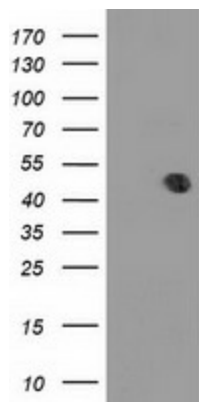
Product Type:	Primary Antibodies
Clone Name:	OTI3A3
Applications:	IHC, WB
Recommended Dilution:	WB 1:200~500, IHC 1:150
Reactivity:	Human
Host:	Mouse
Isotype:	IgG1
Clonality:	Monoclonal
Immunogen:	Full length human recombinant protein of human MMAA (NP_785454) produced in HEK293T cell.
Formulation:	PBS (pH 7.3) containing 1% BSA, 50% glycerol and 0.02% sodium azide.
Concentration:	0.75 mg/ml
Purification:	Purified from mouse ascites fluids or tissue culture supernatant by affinity chromatography (protein A/G)
Conjugation:	Unconjugated
Storage:	Store at -20°C as received.
Stability:	Stable for 12 months from date of receipt.
Predicted Protein Size:	39.0 kDa
Gene Name:	metabolism of cobalamin associated A
Database Link:	NP_758454 Entrez Gene 166785 Human Q8IVH4
Background:	The protein encoded by this gene is involved in the translocation of cobalamin into the mitochondrion, where it is used in the final steps of adenosylcobalamin synthesis. Adenosylcobalamin is a coenzyme required for the activity of methylmalonyl-CoA mutase. Defects in this gene are a cause of methylmalonic aciduria. [provided by RefSeq]
Synonyms:	cbIA



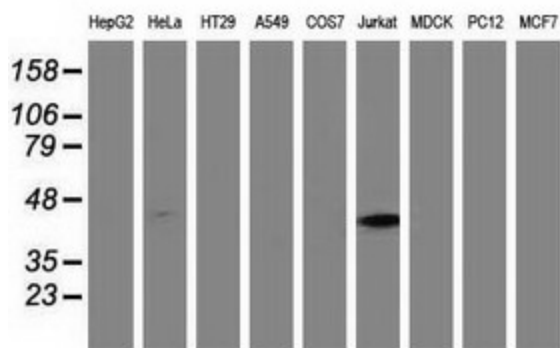
[View online »](#)

Protein Families: Druggable Genome

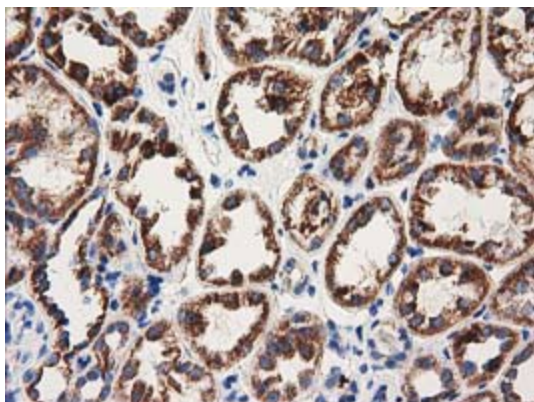
Product images:



HEK293T cells were transfected with the pCMV6-ENTRY control (Left lane) or pCMV6-ENTRY MMAA ([RC223205], Right lane) cDNA for 48 hrs and lysed. Equivalent amounts of cell lysates (5 ug per lane) were separated by SDS-PAGE and immunoblotted with anti-MMAA. Positive lysates [LY403540] (100ug) and [LC403540] (20ug) can be purchased separately from OriGene.



Western blot analysis of extracts (35ug) from 9 different cell lines by using anti-MMAA monoclonal antibody.



Immunohistochemical staining of paraffin-embedded Human Kidney tissue within the normal limits using anti-MMAA mouse monoclonal antibody. (Heat-induced epitope retrieval by 10mM citric buffer, pH6.0, 100°C for 10min, [TA502278])