

## Product datasheet for **TA502277**

### **MMAA Mouse Monoclonal Antibody [Clone ID: OTI3G5]**

#### **Product data:**


Product Type:	Primary Antibodies
Clone Name:	OTI3G5
Applications:	IF, IHC, WB
Recommended Dilution:	WB 1:2000, IHC 1:150, IF 1:100
Reactivity:	Human
Host:	Mouse
Isotype:	IgG2a
Clonality:	Monoclonal
Immunogen:	Full length human recombinant protein of human MMAA (NP_785454) produced in HEK293T cell.
Formulation:	PBS (pH 7.3) containing 1% BSA, 50% glycerol and 0.02% sodium azide.
Concentration:	1 mg/ml
Purification:	Purified from mouse ascites fluids or tissue culture supernatant by affinity chromatography (protein A/G)
Conjugation:	Unconjugated
Storage:	Store at -20°C as received.
Stability:	Stable for 12 months from date of receipt.
Predicted Protein Size:	39 kDa
Gene Name:	metabolism of cobalamin associated A
Database Link:	<a href="#">NP_758454</a> <a href="#">Entrez Gene 166785 Human</a> <a href="#">Q8IVH4</a>
Background:	The protein encoded by this gene is involved in the translocation of cobalamin into the mitochondrion, where it is used in the final steps of adenosylcobalamin synthesis. Adenosylcobalamin is a coenzyme required for the activity of methylmalonyl-CoA mutase. Defects in this gene are a cause of methylmalonic aciduria. [provided by RefSeq, Jul 2008]
Synonyms:	cblA



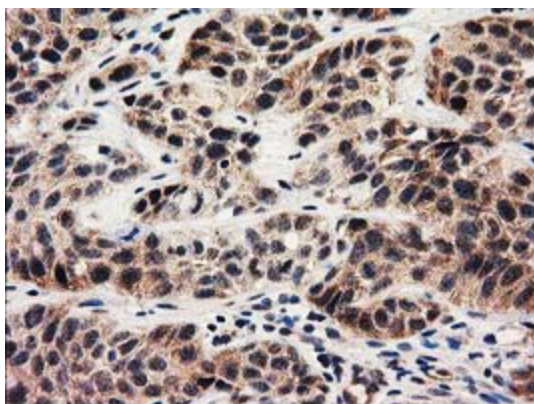
[View online »](#)

Protein Families: Druggable Genome

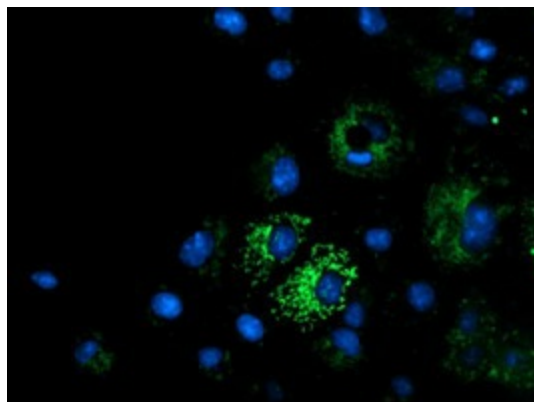
### Product images:



HEK293T cells were transfected with the pCMV6-ENTRY control (Cat# [PS100001], Left lane) or pCMV6-ENTRY MMAA (Cat# [RC223205], Right lane) cDNA for 48 hrs and lysed. Equivalent amounts of cell lysates (5 ug per lane) were separated by SDS-PAGE and immunoblotted with anti-MMAA (Cat# TA502277). Positive lysates [LY403540] (100ug) and [LC403540] (20ug) can be purchased separately from OriGene.



Immunohistochemical staining of paraffin-embedded Carcinoma of Human bladder tissue using anti-MMAA mouse monoclonal antibody. (Heat-induced epitope retrieval by 10mM citric buffer, pH6.0, 100°C for 10min, TA502277)



Anti-MMAA mouse monoclonal antibody (TA502277) immunofluorescent staining of COS7 cells transiently transfected by pCMV6-ENTRY MMAA ([RC223205]).