

Product datasheet for **TA502275S**


GBP5 Mouse Monoclonal Antibody [Clone ID: OTI3G1]

Product data:

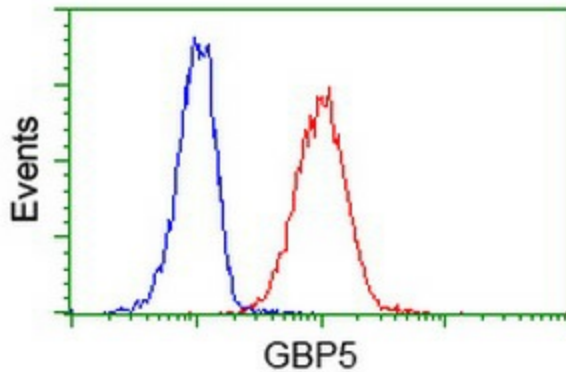
Product Type:	Primary Antibodies
Clone Name:	OTI3G1
Applications:	FC, WB
Recommended Dilution:	WB 1:2000, FLOW 1:100
Reactivity:	Human
Host:	Mouse
Isotype:	IgG1
Clonality:	Monoclonal
Immunogen:	Full length human recombinant protein of human GBP5 (NP_443174) produced in HEK293T cell.
Formulation:	PBS (pH 7.3) containing 1% BSA, 50% glycerol and 0.02% sodium azide.
Concentration:	0.91 mg/ml
Purification:	Purified from mouse ascites fluids or tissue culture supernatant by affinity chromatography (protein A/G)
Conjugation:	Unconjugated
Storage:	Store at -20°C as received.
Stability:	Stable for 12 months from date of receipt.
Predicted Protein Size:	66.4 kDa
Gene Name:	guanylate binding protein 5
Database Link:	NP_443174 Entrez Gene 115362 Human Q96PP8
Synonyms:	GBP-5



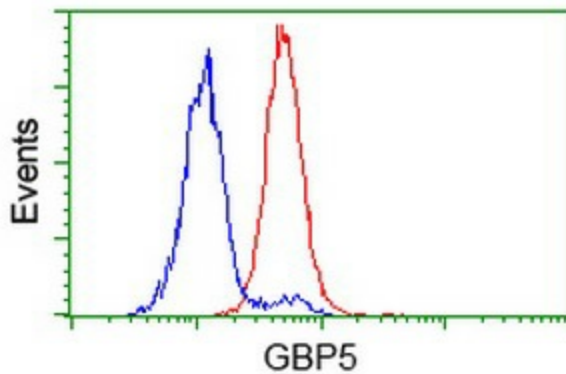
[View online »](#)

Product images:


HEK293T cells were transfected with the pCMV6-ENTRY control (Left lane) or pCMV6-ENTRY GBP5 ([RC206627], Right lane) cDNA for 48 hrs and lysed. Equivalent amounts of cell lysates (5 ug per lane) were separated by SDS-PAGE and immunoblotted with anti-GBP5. Positive lysates [LY409377] (100ug) and [LC409377] (20ug) can be purchased separately from OriGene.



Flow cytometric Analysis of Jurkat cells, using anti-GBP5 antibody ([TA502275]), (Red), compared to a nonspecific negative control antibody (TA50011), (Blue).



Flow cytometric Analysis of HeLa cells, using anti-GBP5 antibody ([TA502275]), (Red), compared to a nonspecific negative control antibody (TA50011), (Blue).