

Product datasheet for **TA502211**

Hsp40 (DNAJB1) Mouse Monoclonal Antibody [Clone ID: OTI1A12]

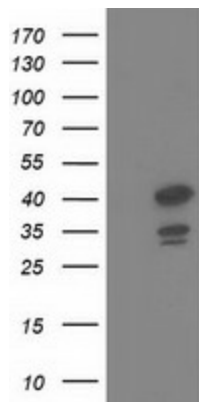
Product data:

Product Type:	Primary Antibodies
Clone Name:	OTI1A12
Applications:	FC, IF, WB
Recommended Dilution:	WB 1:1000~2000, IF 1:100, FLOW 1:100
Reactivity:	Human, Monkey, Mouse, Rat
Host:	Mouse
Isotype:	IgG1
Clonality:	Monoclonal
Immunogen:	Full length human recombinant protein of human DNAJB1 (NP_006136) produced in HEK293T cell.
Formulation:	PBS (pH 7.3) containing 1% BSA, 50% glycerol and 0.02% sodium azide.
Concentration:	0.53 mg/ml
Purification:	Purified from mouse ascites fluids or tissue culture supernatant by affinity chromatography (protein A/G)
Conjugation:	Unconjugated
Storage:	Store at -20°C as received.
Stability:	Stable for 12 months from date of receipt.
Predicted Protein Size:	37.9 kDa
Gene Name:	Dnaj heat shock protein family (Hsp40) member B1
Database Link:	NP_006136 Entrez Gene 81489 Mouse Entrez Gene 361384 Rat Entrez Gene 718890 Monkey Entrez Gene 3337 Human P25685
Synonyms:	Hdj1; Hsp40; HSPF1; RSPH16B; Sis1

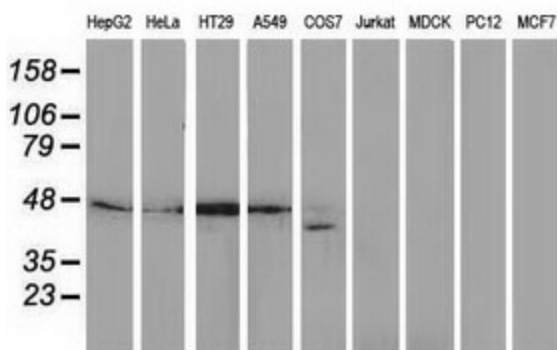


[View online »](#)

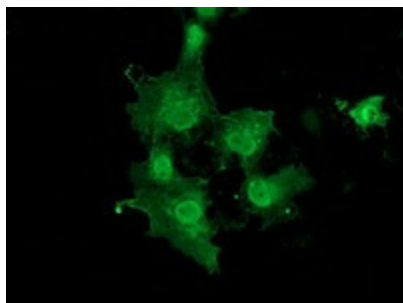
Product images:



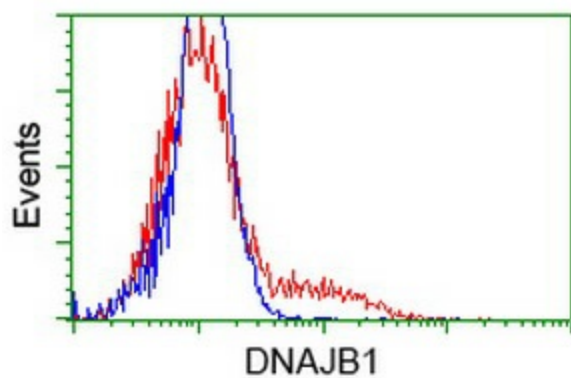
HEK293T cells were transfected with the pCMV6-ENTRY control (Left lane) or pCMV6-ENTRY DNAJB1 ([RC201762], Right lane) cDNA for 48 hrs and lysed. Equivalent amounts of cell lysates (5 ug per lane) were separated by SDS-PAGE and immunoblotted with anti-DNAJB1. Positive lysates [LY401851] (100ug) and [LC401851] (20ug) can be purchased separately from OriGene.



Western blot analysis of extracts (35ug) from 9 different cell lines by using anti-DNAJB1 monoclonal antibody.



Anti-DNAJB1 mouse monoclonal antibody (TA502211) immunofluorescent staining of COS7 cells transiently transfected by pCMV6-ENTRY DNAJB1 ([RC201762]).



HEK293T cells transfected with either [RC201762] overexpress plasmid (Red) or empty vector control plasmid (Blue) were immunostained by anti-DNAJB1 antibody (TA502211), and then analyzed by flow cytometry.