

Product datasheet for **TA502183**

Dystrobrevin alpha (DTNA) Mouse Monoclonal Antibody [Clone ID: OTI1B11]

Product data:

Product Type:	Primary Antibodies
Clone Name:	OTI1B11
Applications:	FC, IF, WB
Recommended Dilution:	WB 1:2000, IF 1:100, FLOW 1:100
Reactivity:	Human, Mouse, Rat
Host:	Mouse
Isotype:	IgG2b
Clonality:	Monoclonal
Immunogen:	Full length human recombinant protein of human DTNA (NP_116761) produced in HEK293T cell.
Formulation:	PBS (pH 7.3) containing 1% BSA, 50% glycerol and 0.02% sodium azide.
Concentration:	0.89 mg/ml
Purification:	Purified from mouse ascites fluids or tissue culture supernatant by affinity chromatography (protein A/G)
Conjugation:	Unconjugated
Storage:	Store at -20°C as received.
Stability:	Stable for 12 months from date of receipt.
Predicted Protein Size:	58.7 kDa
Gene Name:	dystrobrevin alpha
Database Link:	NP_116761 Entrez Gene 1837 Human Q9Y4J8



[View online »](#)

Background:

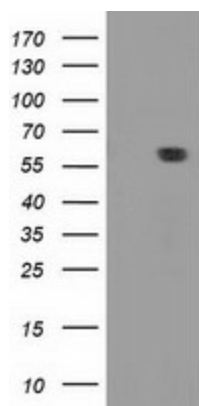
The protein encoded by this gene belongs to the dystrobrevin subfamily of the dystrophin family. This protein is a component of the dystrophin-associated protein complex (DPC), which consists of dystrophin and several integral and peripheral membrane proteins, including dystroglycans, sarcoglycans, syntrophins and alpha- and beta-dystrobrevin. The DPC localizes to the sarcolemma and its disruption is associated with various forms of muscular dystrophy. Mutations in this gene are associated with left ventricular noncompaction with congenital heart defects. Multiple alternatively spliced transcript variants encoding different isoforms have been identified for this gene. [provided by RefSeq]

Synonyms:

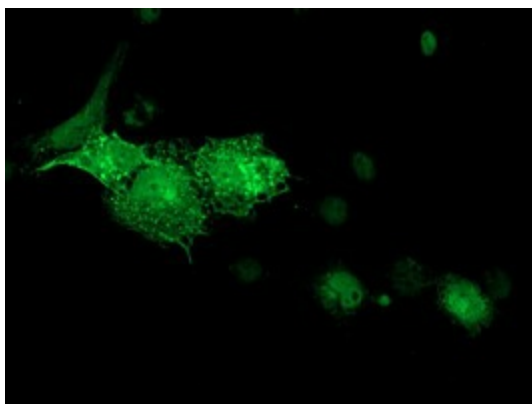
D18S892E; DRP3; DTN; DTN-A; LVNC1

Protein Families:

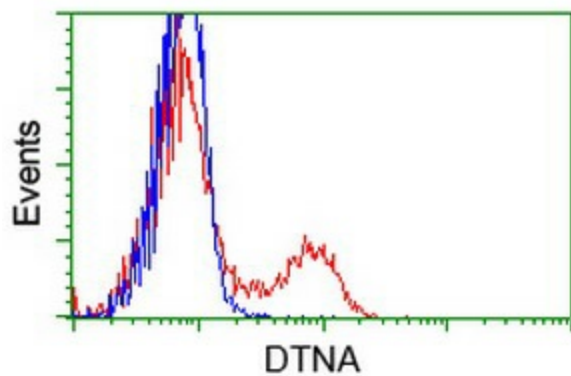
Druggable Genome

Product images:

HEK293T cells were transfected with the pCMV6-ENTRY control (Left lane) or pCMV6-ENTRY DTNA ([RC223952], Right lane) cDNA for 48 hrs and lysed. Equivalent amounts of cell lysates (5 ug per lane) were separated by SDS-PAGE and immunoblotted with anti-DTNA. Positive lysates [LY409817] (100ug) and [LC409817] (20ug) can be purchased separately from OriGene.



Anti-DTNA mouse monoclonal antibody (TA502183) immunofluorescent staining of COS7 cells transiently transfected by pCMV6-ENTRY DTNA ([RC223952]).



HEK293T cells transfected with either [RC223952] overexpress plasmid (Red) or empty vector control plasmid (Blue) were immunostained by anti-DTNA antibody (TA502183), and then analyzed by flow cytometry.