

Product datasheet for **TA502179AM**

MMAB Mouse Monoclonal Antibody (Biotin conjugated) [Clone ID: OTI2A7]

Product data:

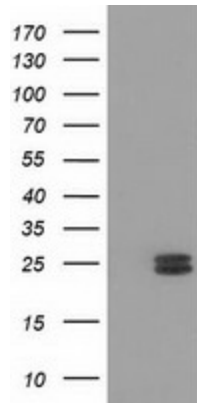
Product Type:	Primary Antibodies
Clone Name:	OTI2A7
Applications:	FC, WB
Recommended Dilution:	WB 1:2000, FLOW 1:100
Reactivity:	Human, Mouse, Rat
Host:	Mouse
Isotype:	IgG1
Clonality:	Monoclonal
Immunogen:	Full length human recombinant protein of human MMAB (NP_443077) produced in HEK293T cell.
Formulation:	PBS (pH 7.3) containing 1% BSA, 50% glycerol and 0.02% sodium azide.
Concentration:	0.5 mg/ml
Purification:	Purified from mouse ascites fluids or tissue culture supernatant by affinity chromatography (protein A/G)
Conjugation:	Biotin
Storage:	Store at -20°C as received.
Stability:	Stable for 12 months from date of receipt.
Predicted Protein Size:	24.0 kDa
Gene Name:	metabolism of cobalamin associated B
Database Link:	NP_443077 Entrez Gene 326625 Human Q96EY8
Background:	This gene encodes a protein that catalyzes the final step in the conversion of vitamin B(12) into adenosylcobalamin (AdoCbl), a vitamin B12-containing coenzyme for methylmalonyl-CoA mutase. Mutations in the gene are the cause of vitamin B12-dependent methylmalonic aciduria linked to the cblB complementation group. [provided by RefSeq]
Synonyms:	ATR; cblB; CFAP23; cob



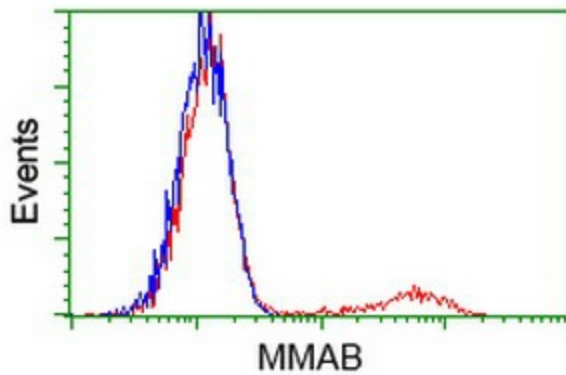
[View online »](#)

Protein Pathways: Metabolic pathways, Porphyrin and chlorophyll metabolism

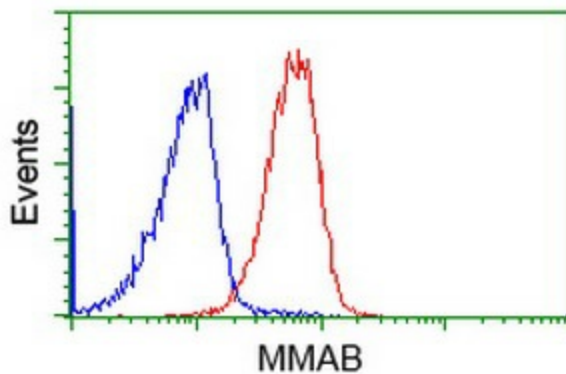
Product images:



HEK293T cells were transfected with the pCMV6-ENTRY control (Left lane) or pCMV6-ENTRY MMAB ([RC204290], Right lane) cDNA for 48 hrs and lysed. Equivalent amounts of cell lysates (5 ug per lane) were separated by SDS-PAGE and immunoblotted with anti-MMAB. Positive lysates [LY409455] (100ug) and [LC409455] (20ug) can be purchased separately from OriGene.



HEK293T cells transfected with either [RC204290] overexpress plasmid (Red) or empty vector control plasmid (Blue) were immunostained by anti-MMAB antibody ([TA502179]), and then analyzed by flow cytometry.



Flow cytometric Analysis of Jurkat cells, using anti-MMAB antibody ([TA502179]), (Red), compared to a nonspecific negative control antibody (TA50011), (Blue).